

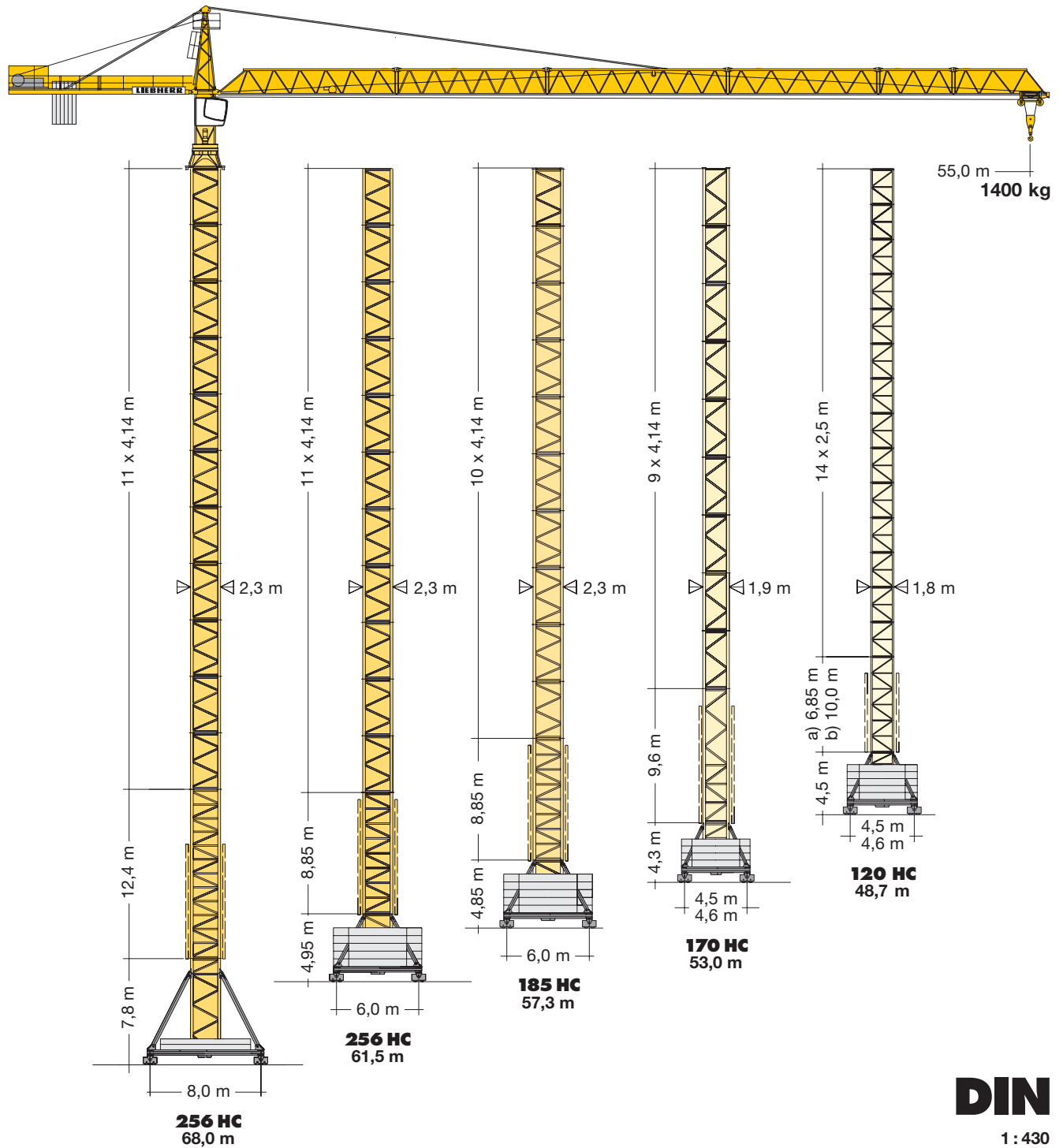
# Turmdrehkran

## 112 EC-H 10

Tower Crane / Grue à tour / Gru a torre  
Grúa torre / Guindaste de torre

**112 EC-H 8**  
**112 EC-H 8 Litronic®**

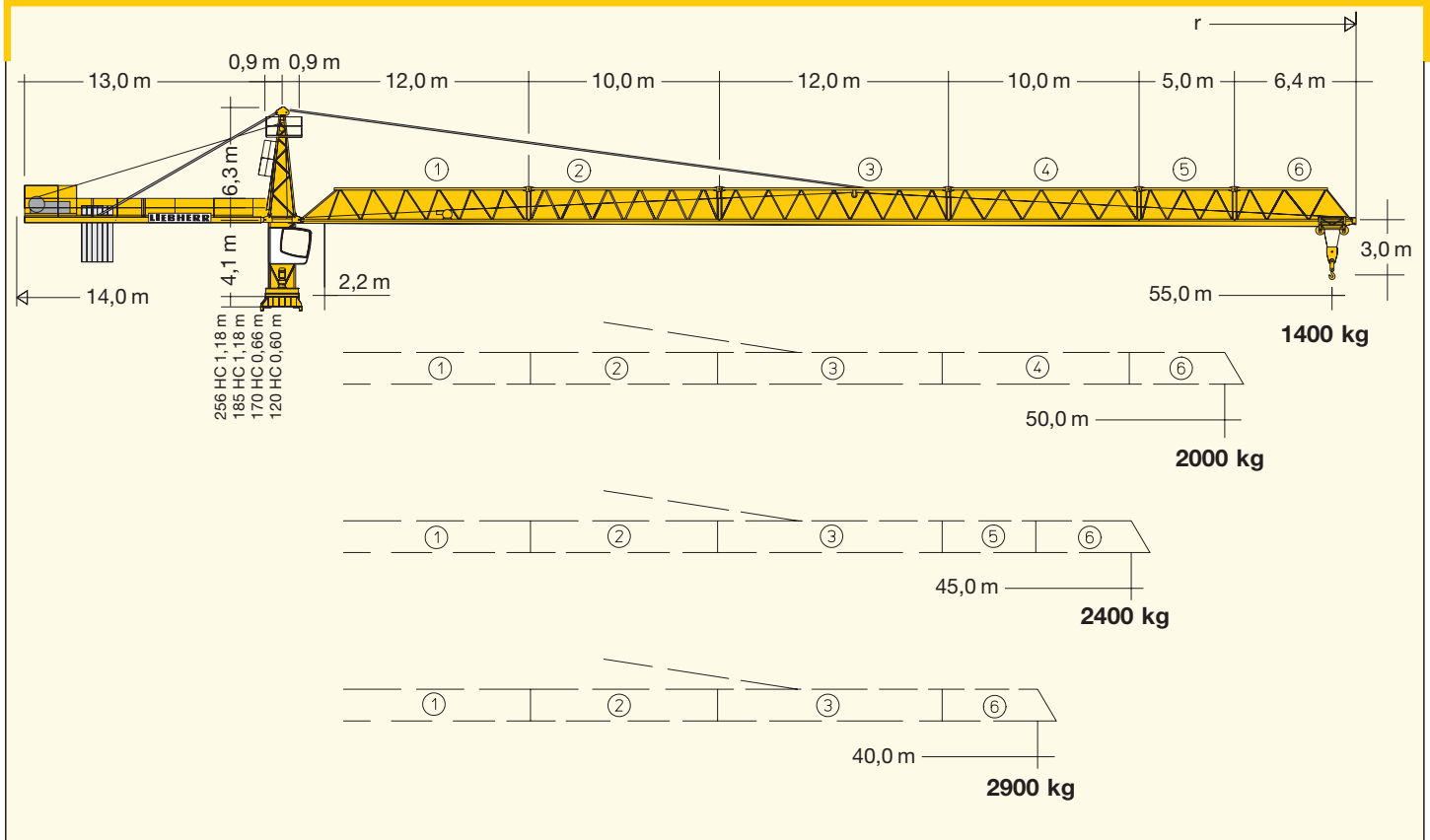
▶ **112 EC-H 10**



**DIN**

1 : 430

# LIEBHERR



## Hubhöhe

Hoisting height / Hauteur sous crochet / Altezza di sollevamento / Altura bajo gancho / Altura de montagem

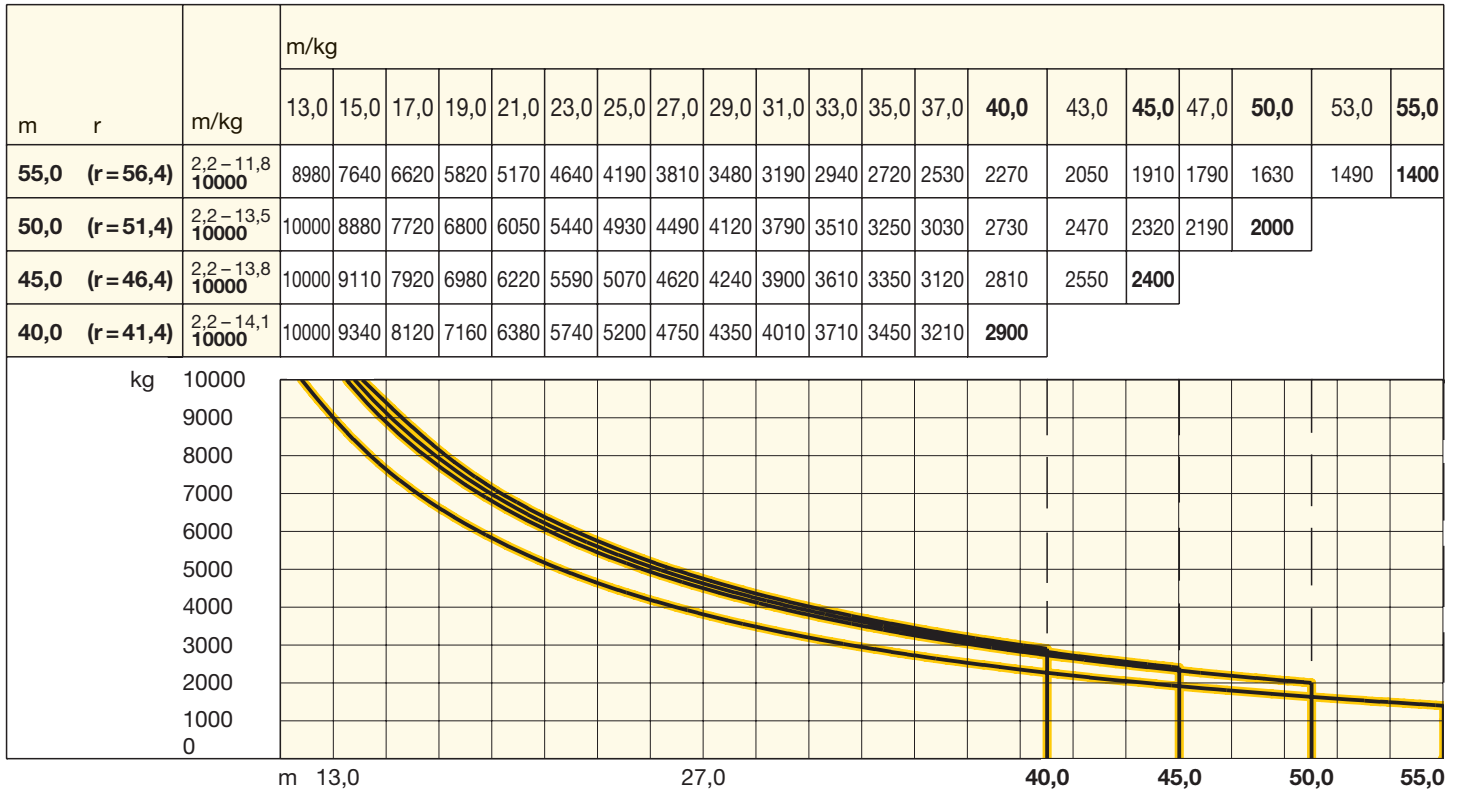
120 HC												
15	-		-		-		46,3*		-		-	
14	48,0*	-	47,5*	-	45,1*	-	43,8*	-	-	-	-	-
13	45,5*	48,7*	45,0*	48,2*	42,6*	45,8*	41,3	44,5*	42,7*	-	42,5*	-
12	43,0	46,2*	42,5	45,7*	40,1	43,3*	38,8	42,0*	40,2*	-	40,0*	-
11	40,5	43,7	40,0	43,2	37,6	40,8	36,3	39,5	37,7	40,9*	37,5	40,7*
10	38,0	41,2	37,5	40,7	35,1	38,3	33,8	37,0	35,2	38,4	35,0	38,2
9	35,5	38,7	35,0	38,2	32,6	35,8	31,3	34,5	32,7	35,9	32,5	35,7
8	33,0	36,2	32,5	35,7	30,1	33,3	28,8	32,0	30,2	33,4	30,0	33,2
7	30,5	33,7	30,0	33,2	27,6	30,8	26,3	29,5	27,7	30,9	27,5	30,7
6	28,0	31,2	27,5	30,7	25,1	28,3	23,8	27,0	25,2	28,4	25,0	28,2
5	25,5	28,7	25,0	28,2	22,6	25,8	21,3	24,5	22,7	25,9	22,5	25,7
4	23,0	26,2	22,5	25,7	20,1	23,3	18,8	22,0	20,2	23,4	20,0	23,2
3	20,5	23,7	20,0	23,2	17,6	20,8	16,3	19,5	17,7	20,9	17,5	20,7
2	18,0	21,2	17,5	20,7	15,1	18,3	13,8	17,0	15,2	18,4	15,0	18,2
1	15,5	18,7	15,0	18,2	12,6	15,8	11,3	14,5	12,7	15,9	12,5	15,7
0	a) 13,0	b) 16,2	a) 12,5	b) 15,7	a) 10,1	b) 13,3	a) 8,8	b) 12,0	a) 10,2	b) 13,4	a) 10,0	b) 13,2

\* Weitere Hubhöhen sowie Klettern im Gebäude auf Anfrage. / Further hoist heights and climbing in the building on request.  
 Hauteurs sous crochet plus élevées et hissage dans le bâtiment sur demande. / Altre altezze di sollevamento come pure varianti di gru allungabili: su richiesta. / Para alturas bajo gancho superiores y trepado en el interior del edificio, consultar. / Outras alturas de elevação e subida no edifício: conforme ao pedido.

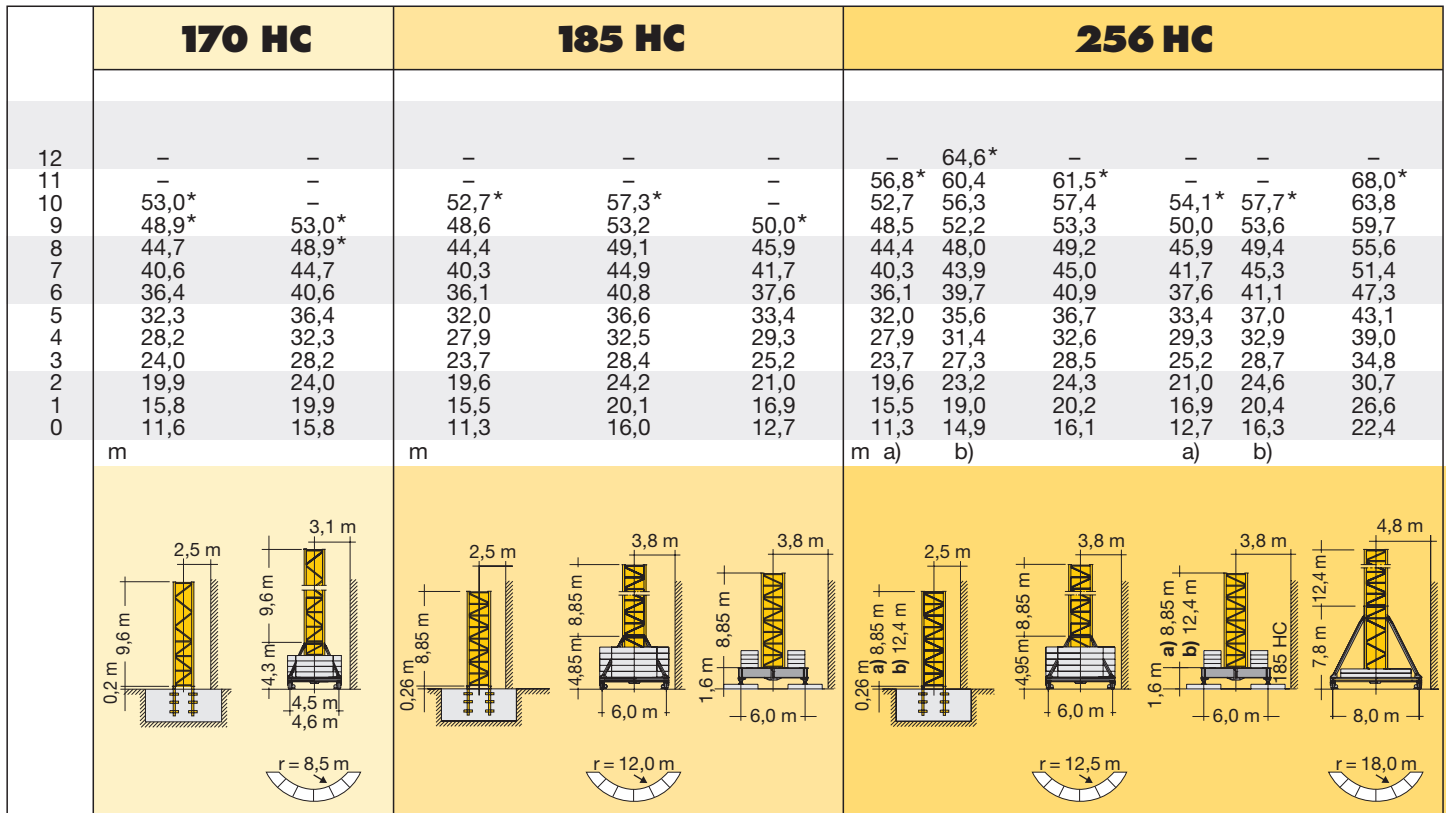
# Ausladung und Tragfähigkeit

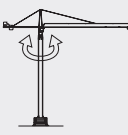



Radius and capacity / Portée et charge / Sbraccio e portata / Alcances y cargas / Alcance e capacidade de carga



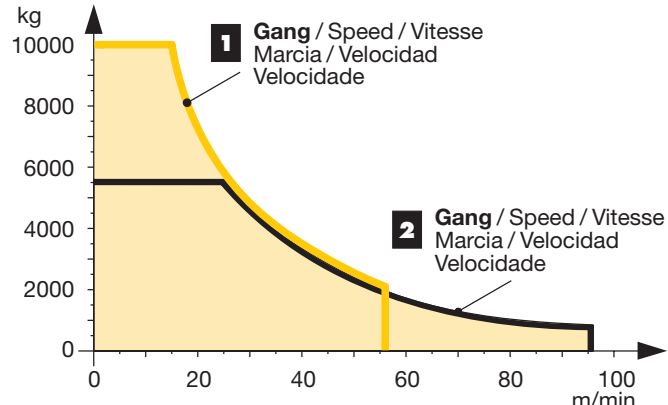



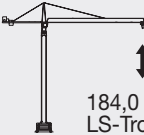
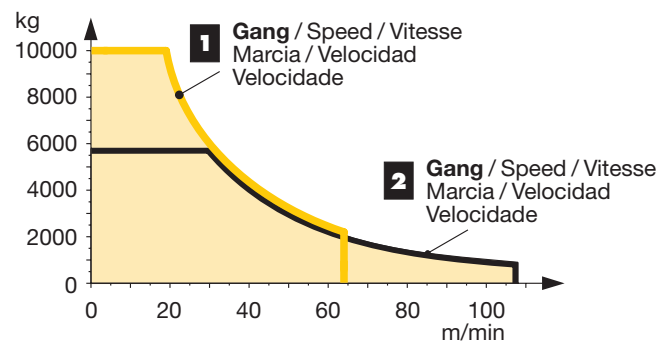
# Hubhöhe



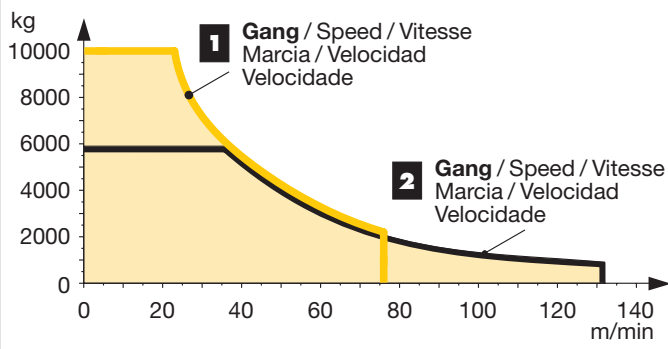
Hoisting height / Hauteur sous crochet / Altezza di sollevamento / Altura bajo gancho / Altura de montagem



	U/min 0 ↔ 0,8 sl./min tr./min	1 x 6,3 kW
	0 ↔ 100,0 m/min	5,5 kW FU
	25,0 m/min	2 x 3,0 kW (120 HC) 2 x 7,5 kW (256 HC) 2 x 5,5 kW (185 HC, 170 HC)
	<b>kVA</b>	30 kW FU 37 kW FU 45 kW FU 50,0 50,0 60,0





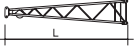



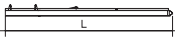





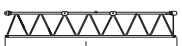













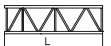





	↔ <b>stufenlos</b> / stepless / régl. continu regl. progressiva / sin escalones / sem degraus kg m/min
30,0 kW FU WIW 240 VZ 404 	4 <b>Lagen</b> Layers Couches Strati Camadas Capas 115,0 m LS-Trommel
<b>1</b>	10000 0 ↔ 15 2100 0 ↔ 56
<b>2</b>	5600 0 ↔ 26 900 0 ↔ 96
	

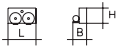

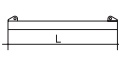
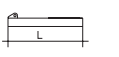
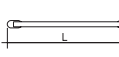
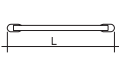

	↔ <b>stufenlos</b> / stepless / régl. continu regl. progressiva / sin escalones / sem degraus kg m/min
37,0 kW FU WIW 250 VZ 402 	6 <b>Lagen</b> Layers Couches Strati Camadas Capas 184,0 m LS-Trommel
<b>1</b>	10000 0 ↔ 19 2200 0 ↔ 64
<b>2</b>	5800 0 ↔ 31 900 0 ↔ 108
	

	↔ <b>stufenlos</b> / stepless / régl. continu regl. progressiva / sin escalones / sem degraus kg m/min
45,0 kW FU WIW 260 VZ 403 	6 <b>Lagen</b> Layers Couches Strati Camadas Capas 184,0 m LS-Trommel
<b>1</b>	10000 0 ↔ 23 2200 0 ↔ 76
<b>2</b>	5900 0 ↔ 37 900 0 ↔ 132
	

**Elmag-Hubwerke: siehe Broschüre „Zusätzliche Hubwerksvarianten“** / Hoist gears: see brochure „Additional hoist gear variants“  
 Mécanismes de levage: voir brochure „Variantes supplémentaires du mécanisme de levage“ / Argani ad innesto elettromagnetico: vedere  
 prospetto „argani alternativi“ / Mecanismos de elevación de Elmag: Ver folleto „Mecanismos de elevación adicionales“ / Mecanismos de  
 elevacao de ELMAG: Ver Folheto „Mecanismos de elevação adicionais“

Montagegewichte: siehe Betriebsanleitung. / Erection weights: see instruction manual. / Poids de montage: voir manuel de service.  
 Pesì di montaggio: vedasi le istruzioni sull'uso. / Pesos de montagem: vejã-m-se es instruções p. uso. / Peso para el montaje: según manual.

<b>Kranoberteil</b>		<b>Upper part of crane / Partie supérieure de grue / Parte superiore della gru</b>			<b>L (m)</b>	<b>B (m)</b>	<b>H (m)</b>	<b>kg*</b>
Pos. Item	Anz. Qty.							
1	1	<b>Kabine mit Drehbühne</b> / Cabin with slewing platform Cabine avec ensemble mât-cabine / Cabina con piattaforma girevole / Plataforma de giro Cabina com plataforma giratório			120 HC 5,15 170 HC 5,20 185 HC 6,00 256 HC 6,00	2,44 2,45 2,74 2,74	2,48 2,65 2,65 2,65	6750 7050 7350 7350
2	1	<b>Turmspitze</b> / Tower head section Porte-flèche / Testa porta-braccio Cabeça de apoio de lança / Cabeza de torre			6,20	1,46	1,70	1410
3	1	<b>Hubwerkseinheit</b> / Hoist gear unit / Treuil de levage Gruppo meccanismo sollevamento / Mecanismo de elevación / Grupo de mecanismo elevatório			250 JX 3,60 260 JX 3,60	2,40	1,80	3230
4	1	<b>Gegenausleger</b> / Counter-jib Contre-flèche / Controbraccio Contrapluma / Contra-lança			13,11	2,42	0,57	2550
5	1	<b>Gegenausleger mit Hubwerkseinheit 45 kW</b> Counter-jib with hoist gear unit / Contre-flèche avec treuil de levage / Controbraccio con gruppo meccanismo sollevamento / Contrapluma con mecanismo de elevación / Contra-lança com grupo de mecanismo elevatório			13,11	2,42	2,20	6750
6	1	<b>Ausleger-Anlenkstück</b> / Jib heel section Pied de flèche / Settore articolato di braccio Base articulada de lança / Pluma tramo primero			12,24	1,58	1,79	① 2220
7	1	<b>Ausleger-Zwischenstück</b> / Intermediate jib section Élément intermédiaire de flèche / Spezzone di braccio Peça suplementar da lança / Tramo intermedio pluma			12,30	1,25	1,70	③ 1600
8	2	<b>Ausleger-Zwischenstück</b> / Intermediate jib section Élément intermédiaire de flèche / Spezzone di braccio Peça suplementar da lança / Tramo intermedio pluma			10,30	1,25	1,70	② 1125 ④ 800
9	1	<b>Ausleger-Zwischenstück</b> / Intermediate jib section Élément intermédiaire de flèche / Spezzone di braccio Peça suplementar da lança / Tramo intermedio pluma			5,25	1,25	1,68	⑤ 370
10	1	<b>Ausleger-Kopfstück</b> / Jib head Pointe de flèche / Punta freccia Cabeça de lança / Tramo punta de pluma			6,51	1,43	1,88	⑥ 490
11	1	<b>Laufkatze und Lashaken</b> / Trolley and hook Chariot de distribution et crochet / Carrello con gancio Carrito e gancho / Carro de ponte e gancho			1,90	1,42	1,38	915
12	1	<b>Drehbühne und Turmspitze</b> / Slewing platform and tower head section / Ensemble mât-cabine et porte-flèche Piattaforma girevole e cuspid / Plataforma de giro y cabeza torre / Plataforma giratória e cabeça de torre			120 HC 11,20 170 HC 11,20 185 HC 11,70 256 HC 11,70	2,45 2,45 2,74 2,74	2,62 2,62 2,65 2,65	8530 8560 8870 8870
13	1	<b>Ausleger- und Gegenausleger-Abspannung</b> / Jib and counter-jib suspension Haubanage de flèche et de contre-flèche / Attrezzatura di ancoraggio di braccio e controbraccio Tirantes de sost en pluma y contrapluma / Grupo de ancoragem de lança e contra-lança			8,20 5,87	0,55 0,20	0,12 0,16	960 340
<b>Turm</b>		<b>Tower / Mât / Torre</b> Torre / Torre						
14	14 9 10 11	<b>Turmstück</b> / Tower section Élément de mât / Elemento di torre Torre / Torre			120 HC 2,50 170 HC 4,14 185 HC 4,14 256 HC 4,14	1,80 1,90 2,30 2,30	1,80 1,90 2,30 2,30	1050 1850 2050 2260
15	7 3	<b>Turmstück lang</b> / Long tower section Élément de mât long / Elemento di torre, lungo Tramo de torre largo / Peça de torre, comprida			120 HC 5,0 120 HC 10,0 120 HC 12,5	1,80 1,80 1,80	1,80 1,80 1,80	1960 3400 4200
16	1	<b>Grundturmstück</b> / Base tower section Mât de base / Elemento di torre base Tramo torre base / Peça de base de torre			120 HC 6,85 120 HC 10,00 170 HC 9,60 185 HC 8,85 256 HC 8,85 (12,42)	1,80 1,80 1,90 2,30 2,30 (2,30)	1,80 1,80 1,90 2,30 2,30 (2,30)	2560 3420 4350 4100 4580 (7700)
<b>Klettereinrichtung</b>		<b>Climbing equipment / Equipement de télescope / Attrezzatura per allungamento della gru</b> Equipo de trepado / Acesórios p. subida no edificio						
17	1	<b>Führungsstück kpl.</b> / Guide section cpl. / Cage télescopique cpl. / Gabbia di sopraelevazione compl. Peça de guia compl. / Torre de montaje completa			120 HC 6,45 120 HC 9,60 170 HC 9,04 185 HC 8,39 256 HC 8,39	2,10 2,10 2,31 2,68 2,68	2,42 2,42 2,28 2,58 (3,04) 2,58 (3,04)	2660 4410 4750 5100 5100
18	1	<b>Hydraulikanlage, Stütz- u. Klettertraverse</b> / Hydraulic unit, supporting a climbing cross members / Système hydraulique avec traverses d'appui et de télescope Sistema idraulico, traversa di appoggio e allungamento gru / Instalação hidráulica, travessa de apoio e subida / Sistema hidráulico con traviesa de apoyo y trepado			120 HC 2,87 170 HC 2,00 185 HC 2,30 256 HC 2,30	2,12 1,10 1,25 1,25	1,06 1,00 1,00 1,00	1050 1100 1150 1150

			L (m)	B (m)	H (m)	kg*	
<b>Unterwagen</b> Undercarriage / Châssis / Carro della gru Carro con mástil / Carro de guindaste							
19	2	<b>Fahrschemel mit Antrieb</b> / Rail bogie with drive Bogie moteur / Telaio con gruppo propulsore Quadro sem grupo de propulsão / Caja rodillo motriz		120 HC 1,38 170 HC 1,46 185 HC 1,46 256 HC 1,63 (1,46)	0,88 0,84 0,84 0,92 (0,84)	0,87 0,87 0,87 0,95 (0,87)	900 920 920 1690 (920)
20	2	<b>Fahrschemel ohne Antrieb</b> / Rail bogie without drive Bogie fou / Telaio senza gruppo propulsore / Quadro com grupo de propulsão / Caja rodillo conducido		120 HC 1,17 170 HC 1,15 185 HC 1,15 256 HC 1,37 (1,15)	0,60 0,60 0,60 0,62 (0,60)	0,87 0,87 0,87 0,95 (0,87)	860 880 880 1340 (880)
21	1	<b>Tragholm lang</b> / Long support arm Longeron long / Longherone lungo Braço largo soporte / Travessa comprida		120 HC 7,12 170 HC 7,15 185 HC 9,10 256 HC 9,10 (11,95)	0,78 0,80 0,82 0,80 (0,82)	0,65 0,70 0,74 0,80 (0,80)	950 1070 1350 1650 (2200)
22	2	<b>Tragholm kurz</b> / Short support arm Longeron court / Longherone corto Braço corto soporte / Travessa curta		120 HC 3,45 170 HC 3,45 185 HC 4,41 256 HC 4,45 (5,58)	0,56 0,60 0,62 0,77 (0,65)	0,55 0,70 0,71 0,77 (0,77)	408 500 615 800 (1035)
23	2 + 2	<b>Randträger</b> / Border support Traverse / Supporti base Traviesa / Apoio de bordo		120 HC 4,02 170 HC 4,08 - 4,30 185 HC 5,48 - 5,46 256 HC 5,46 - 5,40 (7,52 - 7,46)	0,35 0,16 - 0,33 0,11 - 0,17 0,11 - 0,18 (0,1 - 0,17)	0,12 0,11 - 0,14 0,16 - 0,38 0,16 - 0,38 (0,1 - 0,38)	95 80 - 200 118 - 454 175 - 525 (366 - 912)
24	4	<b>Stützholm</b> / Support strut Hauban de châssis / Correnti di appoggio Tirante vertical / Travessa de apoio		120 HC 3,78 170 HC 3,53 185 HC 4,23 256 HC 4,14 (6,55)	0,15 0,25 0,17 0,18 (0,22)	0,22 0,17 0,25 0,25 (0,25)	200 240 275 320 (600)
25	1	<b>Unterwagen-Turmstück</b> / Undercarriage tower section Mât de châssis / Elemento di torre del carro Tramo de carro / Peça de torre do chassis		120 HC 3,50 170 HC 3,30 185 HC 3,73 256 HC 3,73 (6,70)	2,06 2,15 2,52 2,62 (2,53)	2,06 2,15 2,52 2,62 (2,53)	1320 2000 1950 2550 (3800)
26	1	<b>Stapel Aufstiege und Podeste</b> / Bundle of ladders and platforms Faisceau d'échelles et de plates-formes / Serie di scale e rampe Paquete de escaleras y plataformas / Escadas e patamares		120 HC 3,50	1,20	1,00	1000
27	1	<b>Kiste mit Kleinteilen</b> / Crate with small parts Caisse contenant des accessoires / Cassa con accessori Caja con accesorios / Caixa de acessórios		2,00	1,00	1,00	2000

( ) **Angaben in Klammern gelten für 8 m-Unterwagen.** / The data in brackets are valid for an undercarriage of 8 m. / Les données techniques indiquées entre parenthèses sont valables pour un châssis de 8 m. / Caratteristiche in (..) valgono per carro di 8 m. / Los datos entre paréntesis son válidos para carro de 8 m. / Características em (..) válidas pelo chassis de 8 m.

\* **Einzelgewichte.** / Single weights. / Poids individuels. / Pesì di componenti. / Pesos de peças componentes. / Pesos unitarios.

**Konstruktionsänderungen vorbehalten!**

Subject to alterations! / Sous réserves de modifications!  
Si fa riserva di modifiche! / Salvo modificação da construoão!  
¡Sujeto a modificaciones!

**Sämtliche Angaben erfolgen ohne Gewähr.** / This information is supplied without liability.

Ces renseignements sont sans garantie. / Le indicazioni contenute si intendono salvo errori ed omissioni.  
Declinamos toda responsabilidad derivada de la información proporcionada. / Declinamos qualquer  
responsabilidade quanto à informação fornecida.