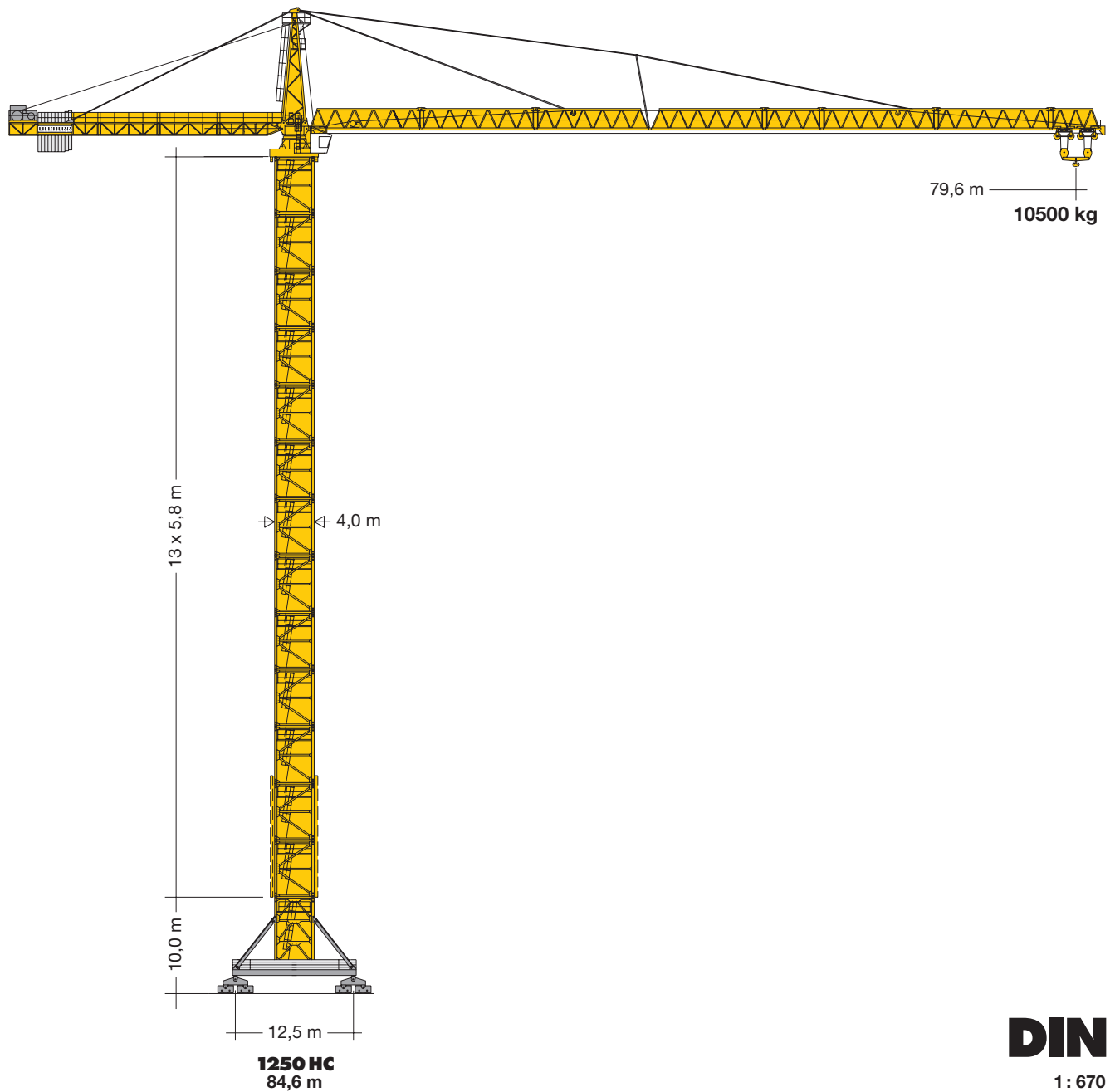


Turmdrehkran 1250 HC 40

Tower Crane / Grue à tour / Gru a torre
Grúa torre / Guindaste de torre

1250 HC 20

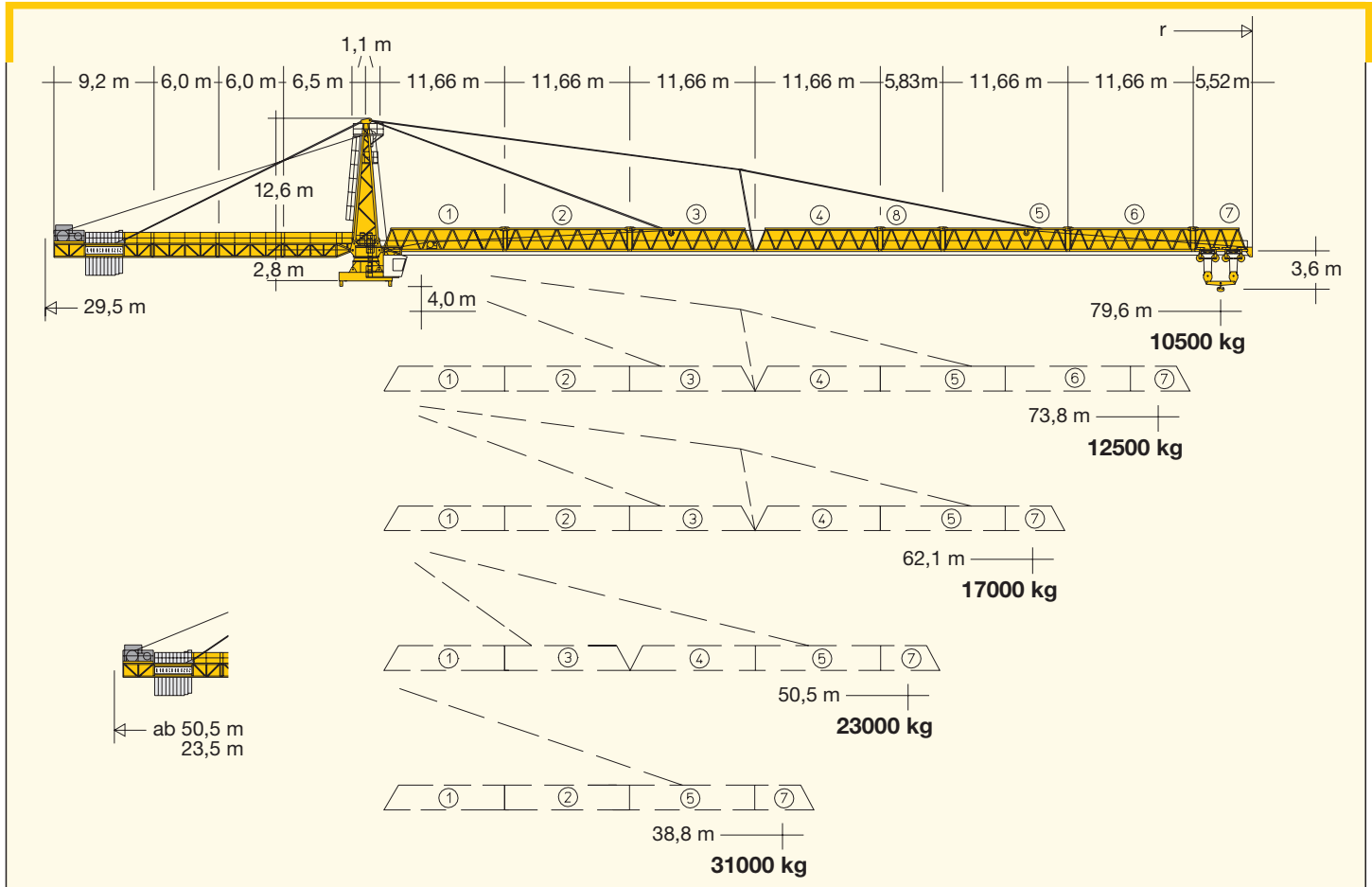
▶ **1250 HC 40**



DIN

1:670

LIEBHERR



Hubhöhe

Hoisting height / Hauteur sous crochet / Altezza di sollevamento / Altura bajo gancho / Altura de montagem

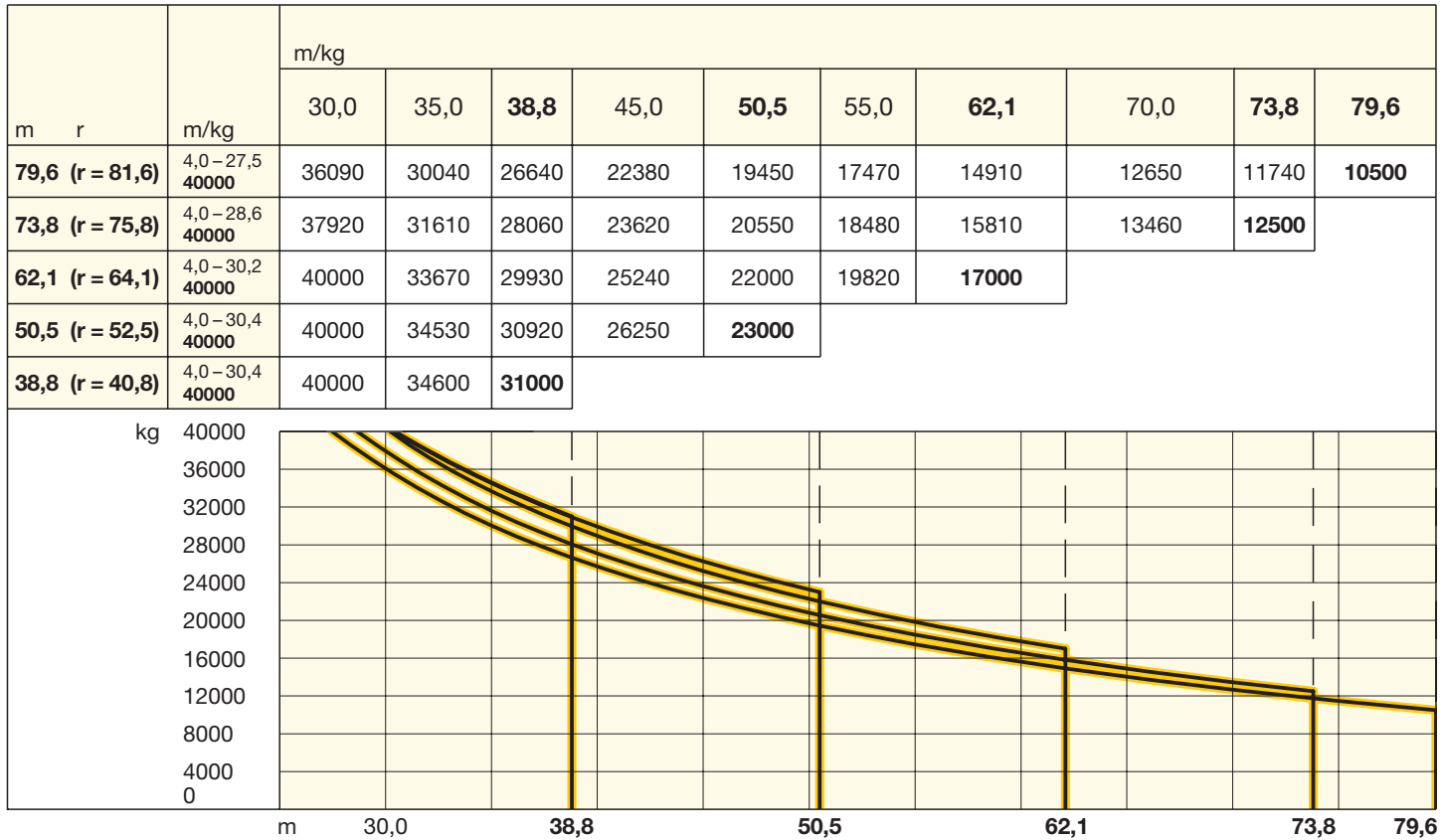
1250 HC

13	75,1*	84,6*
12	69,3	78,8
11	63,5	73,0
10	57,7	67,2
9	51,9	61,4
8	46,1	55,6
7	40,3	49,8
6	34,5	44,0
5	28,7	38,2
4	22,9	32,4
3	17,1	26,6
2	11,3	20,8
1	5,5	15,0
0	- 0,3	9,2
	m	m



Ausladung und Tragfähigkeit

Radius and capacity / Portée et charge / Sbraccio e portata / Alcances y cargas / Alcance e capacidade de carga















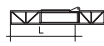





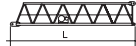

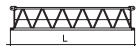







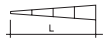

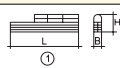
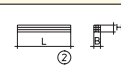


Antriebe

Driving units / Mécanismes d'entraînement / Azionamenti / Mecanismos / Mecanismos





















	U/min 0,6 sl./min tr./min	4 x 10,6 kW				
	5,0/9,0/50,0/90,0 m/min	17,5 kW + WSB				
	25,0 m/min	4 x 10,6 kW				
	kVA	<table border="1"> <tr> <td>80 kW</td> <td>110 kW</td> </tr> <tr> <td>143,0</td> <td>178,0</td> </tr> </table>	80 kW	110 kW	143,0	178,0
80 kW	110 kW					
143,0	178,0					

	Gang / Gear / Rapport Marcia / Velocidad / Velocidade kg	m/min
 80,0 kW, WSB, Elmag 7 Lagen Layers Couches Strati Camadas Capas	1 40000	1,0 / 9,5
	2 18900	2,0 / 18,0
	3 6500	4,0 / 41,0
	4 2600	6,6 / 66,0
 110,0 kW, WSB, Elmag 8 Lagen Layers Couches Strati Camadas Capas	1 40000	0,7 / 7,0
	2 30000	1,6 / 16,0
	3 12000	3,3 / 33,0
	4 8000	4,6 / 46,0

Montagewichte: siehe Betriebsanleitung. / Erection weights: see instruction manual. / Poids de montage: voir manuel de service.
 Pesì di montaggio: vedasi le istruzioni sull'uso. / Pesos de montagem: vejã-m-se as instruções p. uso. / Peso para el montaje: según manual.

Kranoberteil		Upper part of crane / Partie supérieure de grue / Parte superiore della gru	Parte superior grúa / Parte superior do guindaste	L (m)	B (m)	H (m)	kg*	
Pos. Item Rep. Voce Pos. Ref.	Anz. Qty. Qta. Cant.	Kabine / Cabine Cabin / Cabina Cabina / Cabina			2,30	1,75	2,76	1500
1	1							
2	1	Drehbühne kpl. mit Drehkranz / Slewing platform cpl. with slewing ring / Ensemble mât-cabine cpl. avec pivot Piattaforma girevole compl. con parte rotante / Conjunto plataforma corona de giro / Plataforma giratória compl. anel de giração			3,00	3,00	2,80	18000
3	1	Kudauflage – Mittelstück / Cross-member for slewing ring support / Traverse du pivot / Portaralla-elemento intermedio Pieza intermedia asiento de pista / Peça intermédia suporte anel de giração			4,40	2,90	1,10	12100
4	2	Kudauflage – Träger / Cross-member for slewing ring support / Appui du pivot / Supporto ralla Soporte asiento de pista / Suporte anel de giração			3,10	0,20	0,80	380 320
5	2	Kudauflage – Querträger / Cross-member for slewing ring support / Traverse du pivot / Supporto ralla trasversale Soporte principal asiento de pista / Suporte principal anel de giração			4,83	1,00	1,55	4200
6	1	Turmspitze / Tower head Porte-flèche / Cuspide / Cabeza de torre Cabeça de apoio de lança			12,20	2,60	1,40	9100
7	1	Gegenausleger-Kopfstück / Counter-jib head Pointe de contre-flèche / Testa di controbraccio Tramo punta de contrapluma / Cabeça de contra-lança			9,29	2,50	1,65	5100
8	1	Gegenausleger-Anlenkstück / Counter-jib heel section / Pied de contre-flèche / Settore articolato di controbraccio / Tramo primero-contrapluma Base articulada da contra-lança			6,77	1,74	1,48	2600
9	2	Gegenausleger-Zwischenstück / Intermediate counter-jib section / Élément interm. de contre-flèche Spezzone di controbraccio / Tramo intermedio de contrapluma / Peça suplementar da contra-lança			6,20	1,74	1,48	2100
10	1	Ausleger-Anlenkstück / Jib heel section Pied de flèche / Settore articolato di braccio Base articulada de lança / Pluma tramo primero			12,10	1,81	2,30	① 5400
11	1	Ausleger-Zwischenstück / Intermediate jib section Élément intermédiaire de flèche / Spezzone di braccio Peça suplementar da lança / Tramo intermedio pluma			12,10	1,81	2,30	② 3890
1	12,10				1,81	2,30	③ 4040	
1	12,10				1,81	2,30	④ 3360	
1	12,10				1,81	2,30	⑤ 3570	
1	12,10				1,81	2,30	⑥ 2840	
1	6,40	1,81	2,30	⑦ 2000				
12	1	Ausleger-Kopfstück / Jib head Pointe de flèche / Punta freccia Cabeça de lança / Tramo punta de pluma			5,71	1,81	2,53	⑧ 1350
13	2	Laufkatze mit Lasthaken / Trolley with loadhook Chariot avec crochet de levage / Carello con gancio Carrilo y gancho / Carro de ponte e gancho			2,40	2,10	1,40	1800
14	1	Hubwerkseinheit (80 kW) / Hoist gear unit / Treuil de levage / Gruppo meccanismo sollevamento / Mecanismo de elevación / Grupo de mecanismo elevatório			4,80	2,60	1,80	7500
15	1	Ausleger-Abspannbock I / Jib gantry I Chevalet de haubange de flèche I / Tirante braccio I Caballete de pluma I / Cavelete de lança I			8,20	0,48	1,41	780
Turm		Tower / Mât / Torre Torre / Torre						
16	13	Turmstück / Tower section Élément de mât / Elemento di torre Torre / Torre			6,28 4,30	1,00 0,60	1,80 0,60	5800 3800
Klettereinrichtung		Climbing equipment / Equipement de télescope / Attrezzatura per allungamento della gru Equipo de trepado / Acesoários p. subida no edificio						
17	4	Führungsstück, geteilt / Guide section, split Cage télescopique, devisée / Gabbia di sopraelevazione, suddivisa / Torre de montaje, dividida Peça de guia, subdividida			12,40	2,42	2,27	3750
18	1	Hydraulikanlage, Stütz- und Klettertraverse / Hydraulic unit, supporting and climbing cross members / Système hydraulique avec traverses d'appui et de télescope Sistema idraulico, traversa di appoggio e allungamento gru / Instalação hidráulica, travessa de apoio e subida Sistema hidráulico con traviesa de apoyo y trepado			3,80	1,00	1,10	3360

Pos. Anz.
Item Qty.
Rep. Qte.
Voce Qta.
Pos. Cant.
Ref. Cant.

				L (m)	B (m)	H (m)	kg*	
Unterwagen		Undercarriage / Châssis / Carro della gru Carro con mástil / Carro de guindaste						
19	4	Ausgleichsschwinge mit Schwingenlager / Pivot for wheel box / Chape pour bogie / Bilanciere di equilibratura con cuscinetto bilanciere / Balancin Balancim com suporte			2,65	0,70	0,72	2600
20	4	Schwingen-Hauptlager / Gudgeon / Logement principal du balancier / Cuscinetto principale oscillante Cojinete oscilante / Rolamento oscilante			1,55	0,84	0,64	1250
21	4	Fahrschemel mit Antrieb / Rail bogie with drive Bogie moteur / Telaio con gruppo propulsore Quadro sem grupo de propulsão / Caja rodillo motriz			2,20	1,10	1,10	2200
22	4	Fahrschemel ohne Antrieb / Rail bogie without drive / Bogie fou / Telaio senza gruppo propulsore / Quadro com grupo de propulsão Caja rodillo conducido			1,90	0,60	1,10	1700
23	1	Tragholm lang / Long support arm Longeron long / Longherone lungo Brazo largo soporte / Travessa comprida			9,14	1,30	1,32	3700
24	2	Tragholm kurz / Short support arm Longeron court / Longherone corto Brazo corto soporte / Travessa curta			8,94	1,30	1,31	3400
25	4	Strebe / Strut Entretoise / Puntone Tirante / Tirante			3,43	0,10	0,56	150
26	4	Randträger / Border support Traverse / Supporti base Traviesa / Apoio de bordo			11,20	0,22	0,18	700
27	4	Stützholm / Support strut Hauban de châssis / Correnti di appoggio Tirante vertical / Travessa de apoio			7,70	0,46	0,50	1600
28	1	Unterwagen-Turmstück, 4 Teile / Undercarriage tower section, 4 pcs. / Mât de châssis, 4 pcs. / Elemento di torre del carro, 4 pcs. / Tramo de carro, 4 pcs. / Peça de torre do chassis, 4 pcs.			7,33	2,40	2,40	2900
29	1	Kleinteile, Seile und Abspannungen / Small parts, ropes and holding bars Accessoires, câbles et tirants / Accessori, funi e attrezzi di ancoraggio Despieces, cables y tirantes / Acessórios, cabos e peças de ancoragem			2,00	1,00	1,00	2500

* Einzelgewichte. / Single weights. / Poids individuels. / Pesi di componenti. / Pesos de peças componentes. / Pesos unitarios.

Konstruktionsänderungen vorbehalten!
Subject to alterations! / Sous réserves de modifications!
Si fa riserva di modifiche! / Salvo modificação da construçao!
¡Sujeto a modificaciones!

Sämtliche Angaben erfolgen ohne Gewähr. / This information is supplied without liability.
Ces renseignements sont sans garantie. / Le indicazioni contenute si intendono salvo errori ed omissioni.
Declinamos toda responsabilidad derivada de la información proporcionada. / Declinamos qualquer
responsabilidade quanto à informação fornecida.

120 P – 2819 H1 B3 DIN 15018 • BGL C.0.10.1250 • 03.04 / 6

Printed in Germany.