

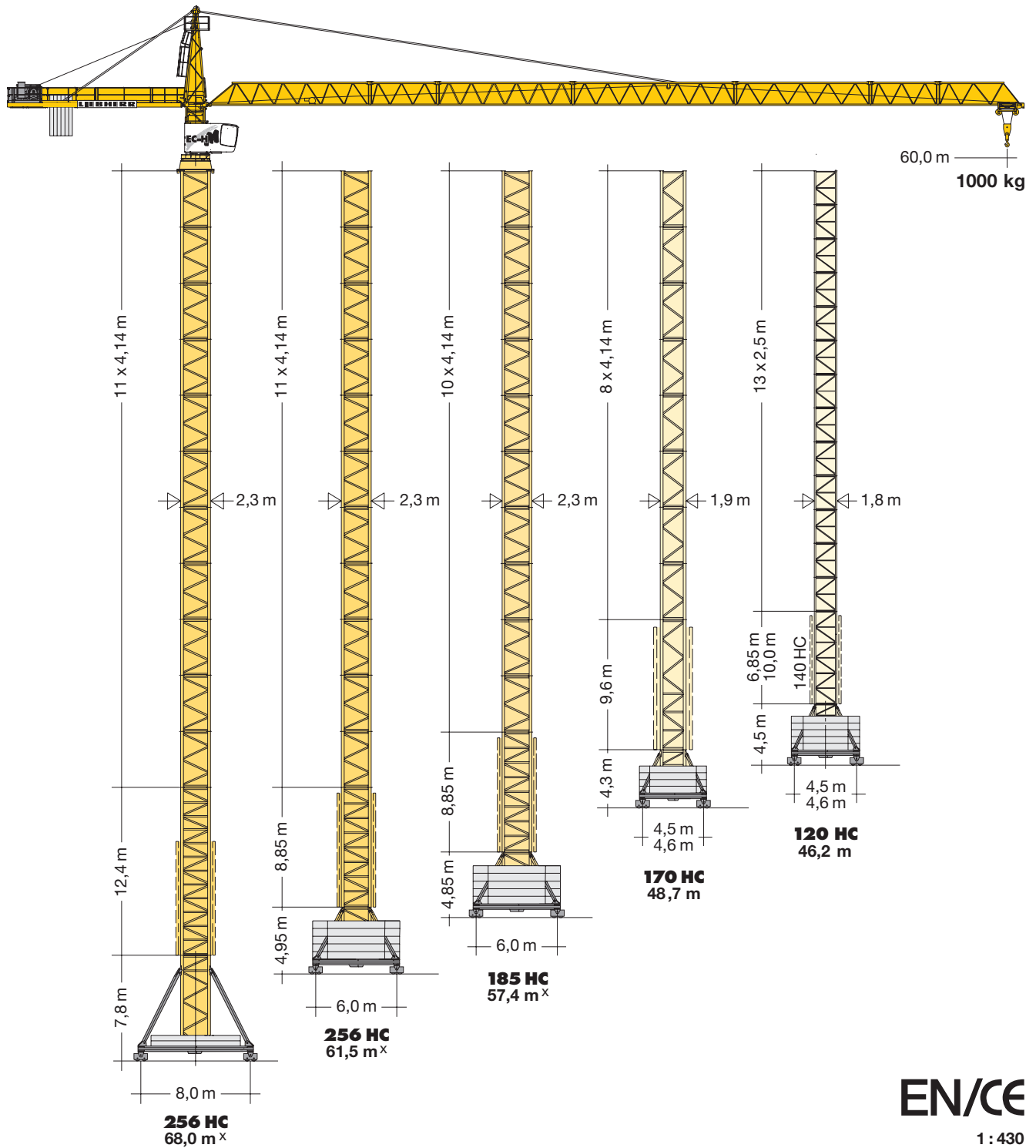
Turmdrehkran

Tower Crane / Grue à tour / Gru a torre
Grúa torre / Guindaste de torre

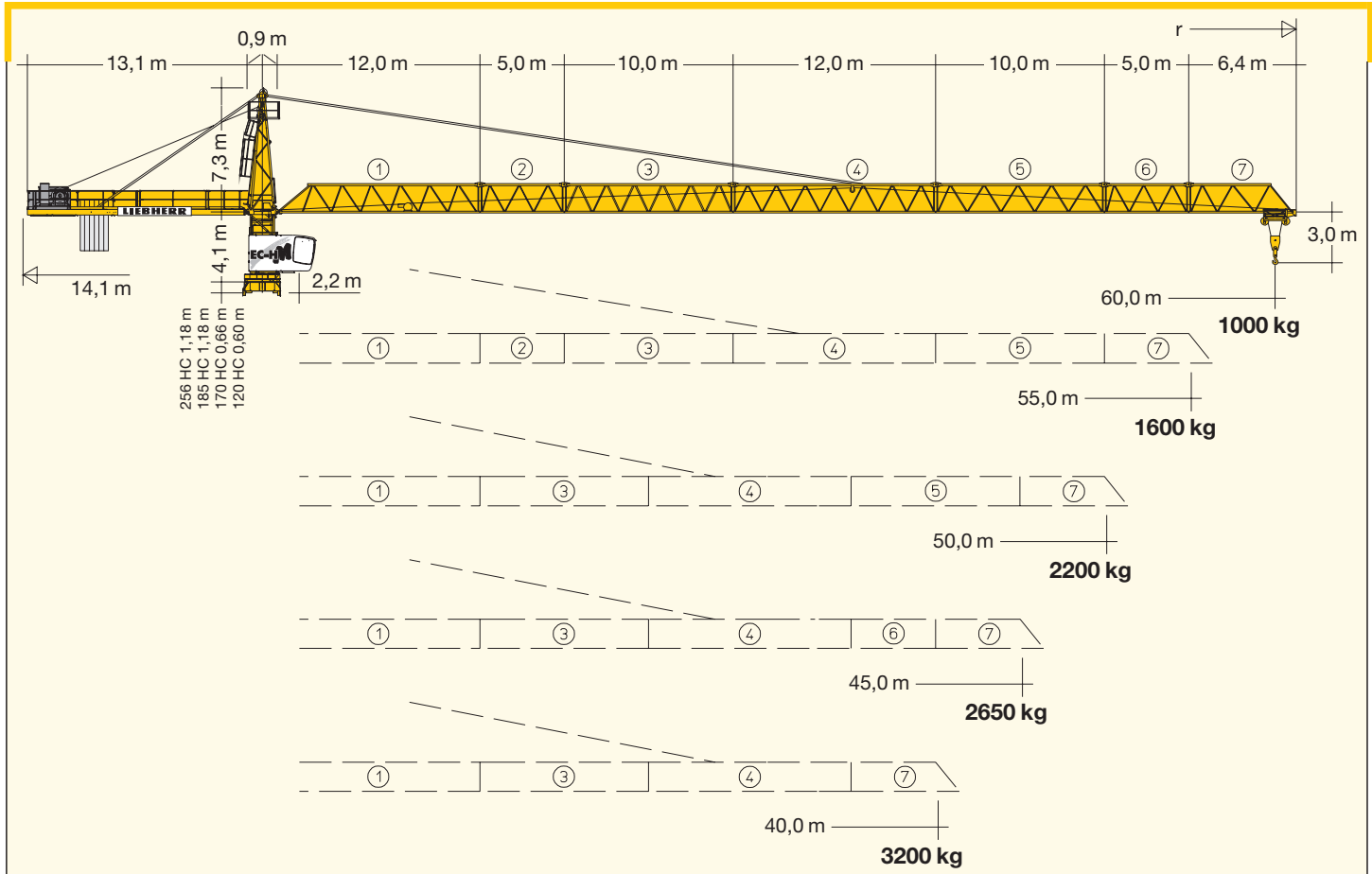
132 EC-HM 10 FR.tronic®

132 EC-HM 6 FR.tronic®

▶ 132 EC-HM 10 FR.tronic®



LIEBHERR



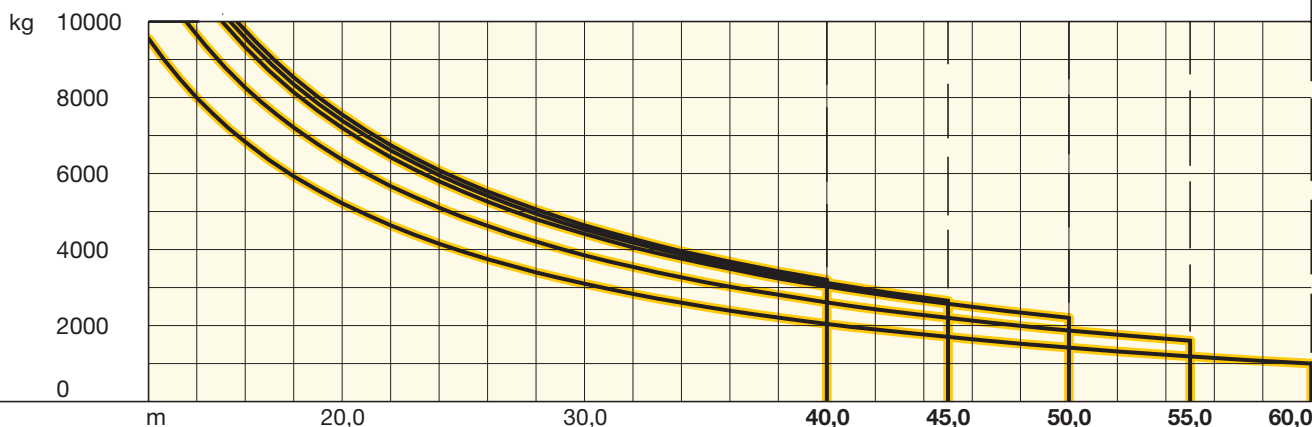
Hubhöhe

Hoisting height / Hauteur sous crochet / Altezza di sollevamento / Altura bajo gancho / Altura de montagem

		120 HC											
13	45,5* ^o	-	-	45,5* ^o	-	41,3* ^o	-	-	-	-	-	-	-
12	43,0*	46,2* ^o	-	42,5*	45,7* ^o	38,8*	42,0* ^o	-	40,2*	-	40,0*	-	-
11	40,5	43,7*	-	40,0	43,2*	36,3	39,5*	49,5** ^o	37,7*	40,9*	37,5*	40,7*	50,8** ^o
10	38,0	41,2	51,2**	37,5	40,7	33,8	37,0	47,0*	35,2	38,4*	35,0	38,2*	48,3*
9	35,5	38,7	48,7*	35,0	38,2	31,3	34,5	44,5	32,7	35,9	32,5	35,7	45,8*
8	33,0	36,2	46,3	32,5	35,7	28,8	32,0	42,0	30,2	33,4	30,0	33,2	43,3
7	30,5	33,7	43,7	30,0	33,2	26,3	29,5	39,5	27,7	30,9	27,5	30,7	40,8
6	28,0	31,2	41,2	27,5	30,7	23,8	27,0	37,0	25,2	28,4	25,0	28,2	38,3
5	25,5	28,7	38,7	25,0	28,2	21,3	24,5	34,5	22,7	25,9	22,5	25,7	35,8
4	23,0	26,2	36,2	22,5	25,7	18,8	22,0	32,0	20,2	23,4	20,0	23,2	33,3
3	20,5	23,7	33,7	20,0	23,2	16,3	19,5	29,5	17,7	20,9	17,5	20,7	30,8
2	18,0	21,2	31,2	17,5	20,7	13,8	17,0	27,0	15,2	18,4	15,0	18,2	28,3
1	15,5	18,7	28,7	15,0	18,2	11,3	14,5	24,5	12,7	15,9	12,5	15,7	25,8
0	a) 13,0	b) 16,2	26,2	a) 12,5	b) 15,7	a) 8,8	b) 12,0	22,0	a) 10,2	b) 13,4	a) 10,0	b) 13,2	23,3

C 25
 *
 **
O = Ohne Kabine
 Without cabin
 Sans cabine
 Senza cabina
 Sin cabina
 Sem cabine
S = verstärkt
 reinforced
 renforcé
 rinforzato
 reforzado
 reforçado
Klettern im Gebäude auf Anfrage
 Climbing inside building on request
 Télescopage en bâtiment sur demande
 Telescopaggio all'interno dell'edificio, su richiesta
 Para trepado en el interior del edificio, consultar
 Subida no edificio, conforme ao pedido

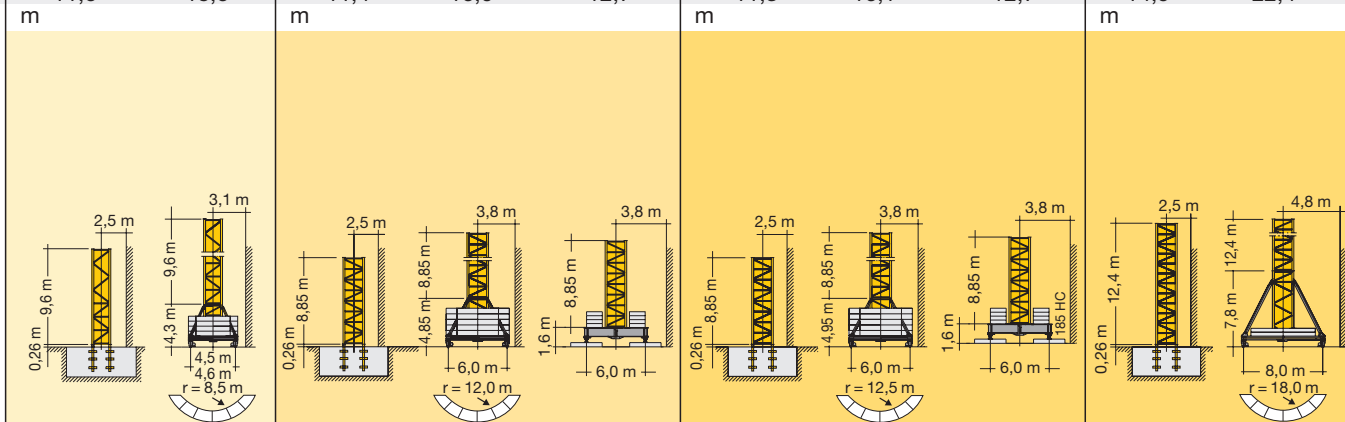
		132 EC-HM 10 FR.tronic®																						
m	r	m/kg	m/kg																					
			14,0	16,0	18,0	20,0	22,0	24,0	26,0	28,0	30,0	32,0	34,0	36,0	38,0	40,0	42,0	45,0	48,0	50,0	52,0	55,0	58,0	60,0
60,0	(r = 61,4)	2,2-11,5 10000	7990	6830	5930	5220	4640	4150	3750	3400	3100	2830	2600	2390	2210	2040	1900	1700	1520	1420	1320	1190	1070	1000
55,0	(r = 56,4)	2,2-13,6 10000	9640	8260	7210	6360	5670	5100	4620	4210	3850	3540	3270	3020	2810	2610	2430	2200	1990	1870	1760	1600		
50,0	(r = 51,4)	2,2-15,0 10000	10000	9320	8140	7200	6430	5800	5260	4800	4410	4060	3760	3490	3240	3030	2830	2570	2340	2200				
45,0	(r = 46,4)	2,2-15,4 10000	10000	9560	8350	7390	6610	5960	5410	4940	4530	4180	3870	3590	3340	3120	2920	2650						
40,0	(r = 41,4)	2,2-15,7 10000	10000	9760	8530	7550	6750	6090	5530	5060	4640	4280	3960	3680	3430	3200								



Hubhöhe

Hoisting height / Hauteur sous crochet / Altezza di sollevamento / Altura bajo gancho / Altura de montagem

	170 HC		185 HC			256 HC				
12	-	-	-	-	-	-	-	-	64,6*	-
11	-	-	-	-	-	56,8 ^x	61,5 ^x	-	60,5*	68,0 ^x
10	-	-	52,8 ^x	57,4 ^x	-	52,7*	57,4 ^x	54,1*	56,3	63,8 ^x
9	48,8*	-	48,7*	53,2 ^x	50,0*	48,5	53,3*	50,0	52,2	59,7*
8	44,7	48,7*	44,5	49,1*	45,9	44,4	49,2	45,9	48,1	55,6
7	40,5	44,6	40,4	45,0	41,7	40,3	45,0	41,7	43,9	51,4
6	36,4	40,4	36,2	40,8	37,6	36,1	40,9	37,6	39,8	47,3
5	32,3	36,3	32,1	36,7	33,4	32,0	36,7	33,4	35,6	43,1
4	28,1	32,2	28,0	32,5	29,3	27,9	32,6	29,3	31,5	39,0
3	24,0	28,0	23,8	28,4	25,2	23,7	28,5	25,2	27,4	34,8
2	19,8	23,9	19,7	24,3	21,0	19,6	24,3	21,0	23,2	30,7
1	15,7	19,7	15,5	20,1	16,9	15,5	20,2	16,9	19,1	26,6
0	11,6	15,6	11,4	16,0	12,7	11,3	16,1	12,7	14,9	22,4



x = Nur bei Windzone C 10

Only in case of wind zone C 10

Seulement en cas de zone de vent C 10

Solo in zona vento C 10

Solo en zona de viento C 10

Só em zona de vento C 10

Weitere Hubhöhen in Abhängigkeit von Windzonen auf Anfrage


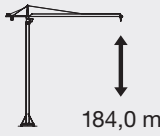
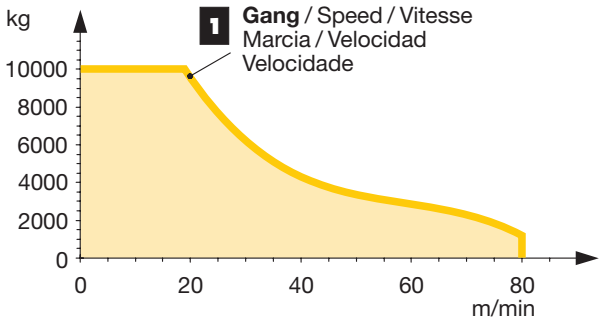
Additional hoist heights depending on wind zones on request


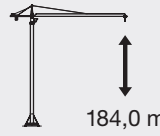
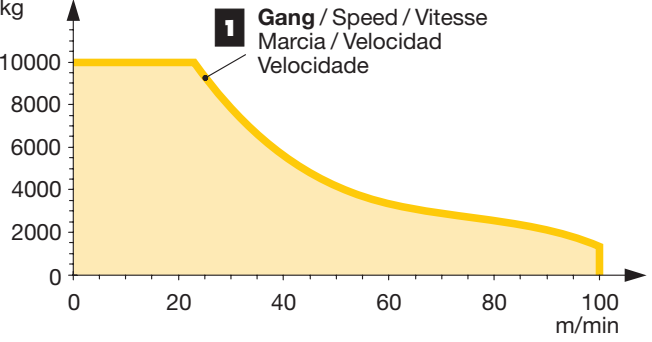
Hauteurs sous crochet supplémentaires dépendant des zones de vent sur demande


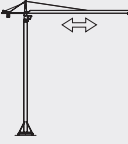


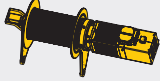
A richiesta, ulteriori altezze di sollevamento a seconda delle zone vento

Para otras alturas bajo gancho superiores en zonas de viento, consultar









































Para outras alturas de elevação em zonas de vento, conforme ao pedido

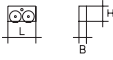
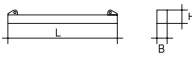

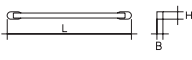
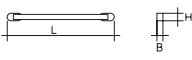

	<p>↔ stufenlos / stepless / régl. continu regl. progressiva / sin escalones / sem degraus kg m/min</p>
<p>37 kW FR.tronic-FU WIW 250 MZ 402</p> <p> 6 Lagen Layers Couches Strati Camadas Capas</p> <p>184,0 m</p>	<p>1 10000 0 ↔ 19 1150 0 ↔ 80</p>
<p> 1 Gang / Speed / Vitesse Marcia / Velocidad Velocidade</p> <p>kg</p> <p>10000 8000 6000 4000 2000 0</p> <p>0 20 40 60 80 m/min</p>	

	<p>↔ stufenlos / stepless / régl. continu regl. progressiva / sin escalones / sem degraus kg m/min</p>
<p>45 kW FR.tronic-FU WIW 260 MZ 401</p> <p> 6 Lagen Layers Couches Strati Camadas Capas</p> <p>184,0 m</p>	<p>1 10000 0 ↔ 23 1200 0 ↔ 100</p>
<p> 1 Gang / Speed / Vitesse Marcia / Velocidad Velocidade</p> <p>kg</p> <p>10000 8000 6000 4000 2000 0</p> <p>0 20 40 60 80 100 m/min</p>	

	<p>U/min 0 ↔ 0,8 sl./min tr./min</p>	<p>1 x 7,5 kW FR.tronic-FU</p>			
	<p>0 ↔ 100,0 m/min</p>	<p>5,5 kW FR.tronic-FU</p>			
	<p>25,0 m/min</p>	<p>2 x 4,0 kW (120 HC) 2 x 7,5 kW (256 HC) 2 x 5,5 kW (185 HC, 170 HC)</p>			
<p> kVA</p>	<p></p> <table border="1"> <tr> <td>37 kW FU</td> <td>45 kW FU</td> </tr> <tr> <td>47,0</td> <td>54,0</td> </tr> </table>	37 kW FU	45 kW FU	47,0	54,0
37 kW FU	45 kW FU				
47,0	54,0				

Montagegewichte: siehe Betriebsanleitung. / Erection weights: see instruction manual. / Poids de montage: voir manuel de service. / Pesos de montaje: vézase las instrucciones sull'uso. / Pesos de montagem: veja-m-se as instruções p. uso. / Peso para el montaje: según manual.

Kranoberteil		Upper part of crane / Partie supérieure de grue / Parte superiore della gru		L (m)	B (m)	H (m)	kg*		
Pos. Item Rep. Pos. Ref.	Anz. Qty. Qta. Cant.								
1	1	Drehbühne / Slewing platform Plateforme tournante / Piattaforma girevole Plataforma de giro / Plataforma giratória			120 HC	5,20	2,30	2,27	6500
					170 HC	5,20	2,30	2,27	6700
					185 HC	6,00	2,74	2,27	6900
					256 HC	6,00	2,74	2,27	6900
2	1	Kabine / Cabin Cabine / Cabina Cabina / Cabina			4,05	1,55	2,34	1000	
3	1	Turmspitze / Tower head section Porte-flèche / Testa porta-braccio Cabeça de apoio de lança / Cabeza de torre			7,30	1,48	1,75	1870	
4	1	Hubwerkseinheit / Hoist gear unit / Treuil de levage Gruppo meccanismo sollevamento / Mecanismo de elevación / Grupo de mecanismo elevatório			2,34	2,20	1,60	2400	
5	1	Gegenausleger / Counter-jib Contre-flèche / Controbraccio Contra-pluma / Contra-lança			13,11	2,42	0,57	3000	
6	1	Gegenausleger mit Hubwerkseinheit Counter-jib with hoist gear unit / Contre-flèche avec treuil de levage / Controbraccio con gruppo meccanismo sollevamento / Contra-pluma con mecanismo de elevación / Contra-lança com grupo de mecanismo elevatório			13,11	2,42	2,20	7000	
7	1	Ausleger-Anlenkstück / Jib heel section Pied de flèche / Settore articolato di braccio Base articulada de lança / Pluma tramo primero			12,24	1,58	1,79	① 1905	
8	1	Ausleger-Zwischenstück / Intermediate jib section Élément intermédiaire de flèche / Spezzone di braccio Peça suplementar da lança / Tramo intermedio pluma			12,30	1,25	1,70	④ 1400	
9	2	Ausleger-Zwischenstück / Intermediate jib section Élément intermédiaire de flèche / Spezzone di braccio Peça suplementar da lança / Tramo intermedio pluma			10,30	1,25	1,70	③ 1130 ⑤ 750	
10	2	Ausleger-Zwischenstück / Intermediate jib section Élément intermédiaire de flèche / Spezzone di braccio Peça suplementar da lança / Tramo intermedio pluma			5,25	1,25	1,68	⑥ 370 ② 640	
11	1	Ausleger-Kopfstück / Jib head Pointe de flèche / Punta freccia Cabeça de lança / Tramo punta de pluma			6,55	1,43	1,85	⑦ 420	
12	1	Laufkatze und Lasthaken / Trolley and hook Chariot de distribution et crochet / Carrello con gancio Carrito y gancho / Carro de ponte e gancho			1,90	1,42	1,38	930	
13	1	Drehbühne und Turmspitze / Slewing platform and tower head section / Ensemble mât-cabine et porte-flèche Piattaforma girevole e cuspidi / Plataforma de giro y cabeza torre / Plataforma giratória e cabeça de torre			120 HC	12,30	2,30	2,27	8300
					170 HC	12,30	2,30	2,27	8560
					185 HC	12,70	2,74	2,27	8870
					256 HC	12,70	2,74	2,27	8870
14	1	Ausleger- und Gegenausleger-Abspannung / Jib and counter-jib suspension Haubanage de flèche et de contre-flèche / Attrezzatura di ancoraggio di braccio e controbraccio Tirantes de sost en pluma y contra-pluma / Grupo de ancoragem de lança e contra-lança			8,20	0,55	0,12	1170	
					5,87	0,20	0,16	380	
Turm		Tower / Mât / Torre							
15	13 9 9 11	Turmstück / Tower section Élément de mât / Elemento di torre Torre / Torre			120 HC	2,50	1,80	1,80	1050
					170 HC	4,14	1,90	1,90	1850
					185 HC	4,14	2,30	2,30	2050
					256 HC	4,14	2,30	2,30	2260
16	7 3	Turmstück lang / Long tower section Élément de mât long / Elemento di torre, lungo Tramo de torre largo / Peça de torre, comprida			120 HC	5,00	1,80	1,80	1960
					120 HC	10,00	1,80	1,80	3400
					120 HC	12,50	1,80	1,80	4200
					120 HC	10,00	1,80	1,80	3530
17	1	Grundturmstück / Base tower section Mât de base / Elemento di torre base Tramo torre base / Peça de base de torre			120 HC	6,85	1,80	1,80	2610
					140 HC	6,85	1,80	1,80	2930
					140 HC	10,00	1,80	1,80	3990
					140 HC	10,00	1,80	1,80	4000
					170 HC	9,60	1,90	1,90	4480
					185 HC	8,85	2,30	2,30	4280
					256 HC	8,85 (12,42)	2,30 (2,30)	2,30 (2,30)	4830 (7940)
Klettereinrichtung		Climbing equipment / Equipement de télescopage / Attrezzatura per allungamento della gru		Equipo de trepado / Acsórios p. subida no edificio					
18	1	Führungsstück kpl. / Guide section cpl. Cage télescopique cpl. / Gabbia di sopraelevazione compl. Peça de guia compl. / Torre de montagem completa			120 HC	6,45	2,10	2,42	2660
					120 HC	9,60	2,10	2,42	4410
					170 HC	9,04	2,31	2,28	4750
					185 HC	8,39	2,68	2,58 (3,04)	5100
					256 HC	8,39	2,68	2,58 (3,04)	5100
19	1	Hydraulikanlage, Stütz- und Klettertraverse / Hydraulic unit, supporting and climbing cross members Système hydraulique avec traverses d'appui et de télescopage / Sistema idraulico, traversa di appoggio e allungamento gru / Instalação hidráulica, travessa de apoio e subida / Sistema hidráulico con traviesa de apoyo y trepado			120 HC	2,87	2,12	1,06	1050
					170 HC	2,00	1,10	1,00	1100
					185 HC	2,30	1,25	1,00	1150
					256 HC	2,30	1,25	1,00	1150
Unterwagen		Undercarriage / Châssis / Carro della gru		Carro con mástil / Carro de guindaste					
20	2	Fahrschemel mit Antrieb / Rail bogie with drive Bogie moteur / Telaio con gruppo propulsore Quadro sem grupo de propulsão / Caja rodillo motriz			120 HC	1,38	0,88	0,87	900
					140 HC	1,46	0,84	0,87	920
					170 HC	1,46	0,84	0,87	920
					185 HC	1,46	0,84	0,87	920
					256 HC	1,63 (1,46)	0,92 (0,84)	0,95 (0,87)	1690 (920)

Pos. Item Rep Voce Pos. Ref.	Anz. Qty. Qte. Qta. Cant. Cant.				L (m)	B (m)	H (m)	kg*
21	2	Fahrschemel ohne Antrieb / Rail bogie without drive Bogie fou / Telaio senza gruppo propulsore Quadro com grupo de propulsão / Caja rodillo conducido		120 HC	1,17	0,60	0,87	860
				140 HC	1,15	0,60	0,87	880
				170 HC	1,15	0,60	0,87	880
				185 HC	1,15	0,60	0,87	880
				256 HC	1,37 (1,15)	0,62 (0,60)	0,95 (0,87)	1340 (880)
22	1	Tragholm lang / Long support arm Longeron long / Longherone lungo Braço largo soporte / Travessa comprida		120 HC	7,12	0,78	0,65	900
				140 HC	7,12	0,78	0,65	940
				170 HC	7,15	0,80	0,70	1070
				185 HC	9,10	0,82	0,74	1350
				256 HC	9,10 (11,95)	0,80 (0,82)	0,80 (0,80)	1650 (2200)
23	2	Tragholm kurz / Short support arm Longeron court / Longherone corto Braço corto soporte / Travessa curta		120 HC	3,45	0,56	0,64	408
				140 HC	3,45	0,56	0,64	460
				170 HC	3,45	0,60	0,70	500
				185 HC	4,41	0,62	0,71	615
				256 HC	4,45 (5,58)	0,77 (0,65)	0,77 (0,77)	800 (1035)
24	2+2	Randträger / Border support Traverse / Supporti base Traviesa / Apoio de bordo		120 HC	4,02 - 4,02	0,10 - 0,12	0,35	82 - 145
				140 HC	4,02 - 4,02	0,10 - 0,12	0,35	82 - 145
				170 HC	4,08 - 4,30	0,16 - 0,33	0,11 - 0,14	80 - 200
				185 HC	5,48 - 5,46	0,11 - 0,17	0,16 - 0,38	118 - 454
				256 HC	5,46 - 5,40 (7,52 - 7,46)	0,11 - 0,18 (0,10 - 0,17)	0,16 - 0,38 (0,10 - 0,38)	175 - 525 (366 - 912)
25	4	Stützholm / Support strut Hauban de châssis / Correnti di appoggio Tirante vertical / Travessa de apoio		120 HC	3,78	0,15	0,22	200
				140 HC	3,79	0,16	0,26	291
				170 HC	3,53	0,25	0,17	240
				185 HC	4,23	0,17	0,25	275
				256 HC	4,14 (6,55)	0,18 (0,22)	0,25 (0,25)	320 (600)
26	1	Unterswagen-Turmstück / Undercarriage tower section Mât de châssis / Elemento di torre del carro Tramo de carro / Peça de torre do chassis		120 HC	3,50	2,06	2,06	1320
				140 HC	3,50	2,06	2,06	1750
				170 HC	3,30	2,15	2,15	2000
				185 HC	3,73	2,52	2,52	1950
				256 HC	3,73 (6,70)	2,62 (2,53)	2,62 (2,53)	2550 (3800)
27	1	Stapel Aufstiege und Podeste / Bundle of ladders and platforms Faisceau d'échelles et de plates-formes / Serie di scale e rampe Paquete de escaleras y plataformas / Escadas e patamares		120 HC	3,50	1,20	1,00	1000
28	1	Kiste mit Kleinteilen / Crate with small parts Caisse contenant des accessoires / Cassa con accessori Caja con accesorios / Caixa de acessórios			2,00	1,00	1,00	2000

() **Angaben in Klammern gelten für 8 m-Unterswagen.** / The data in brackets are valid for an undercarriage of 8 m. / Les données techniques indiquées entre parenthèses sont valables pour un châssis de 8 m. / Caratteristiche in (..) valgono per carro di 8 m. / Los datos entre paréntesis son válidos para carro de 8 m. / Características em (..) válidas pelo chassis de 8 m.

* **Einzelgewichte.** / Single weights. / Poids individuels. / Pesí di componenti. / Pesos de peças componentes. / Pesos unitarios.

Konstruktionsänderungen vorbehalten!

Subject to alterations! / Sous réserves de modifications!
Si fa riserva di modifiche! / Salvo modificação da construação!
¡Sujeto a modificaciones!

Sämtliche Angaben erfolgen ohne Gewähr. / This information is supplied without liability.

Ces renseignements sont sans garantie. / Le indicazioni contenute si intendono salvo errori ed omissioni.
Declinamos toda responsabilidad derivada de la información proporcionada. / Declinamos qualquer
responsabilidade quanto à informação fornecida.