

# Turmdrehkran

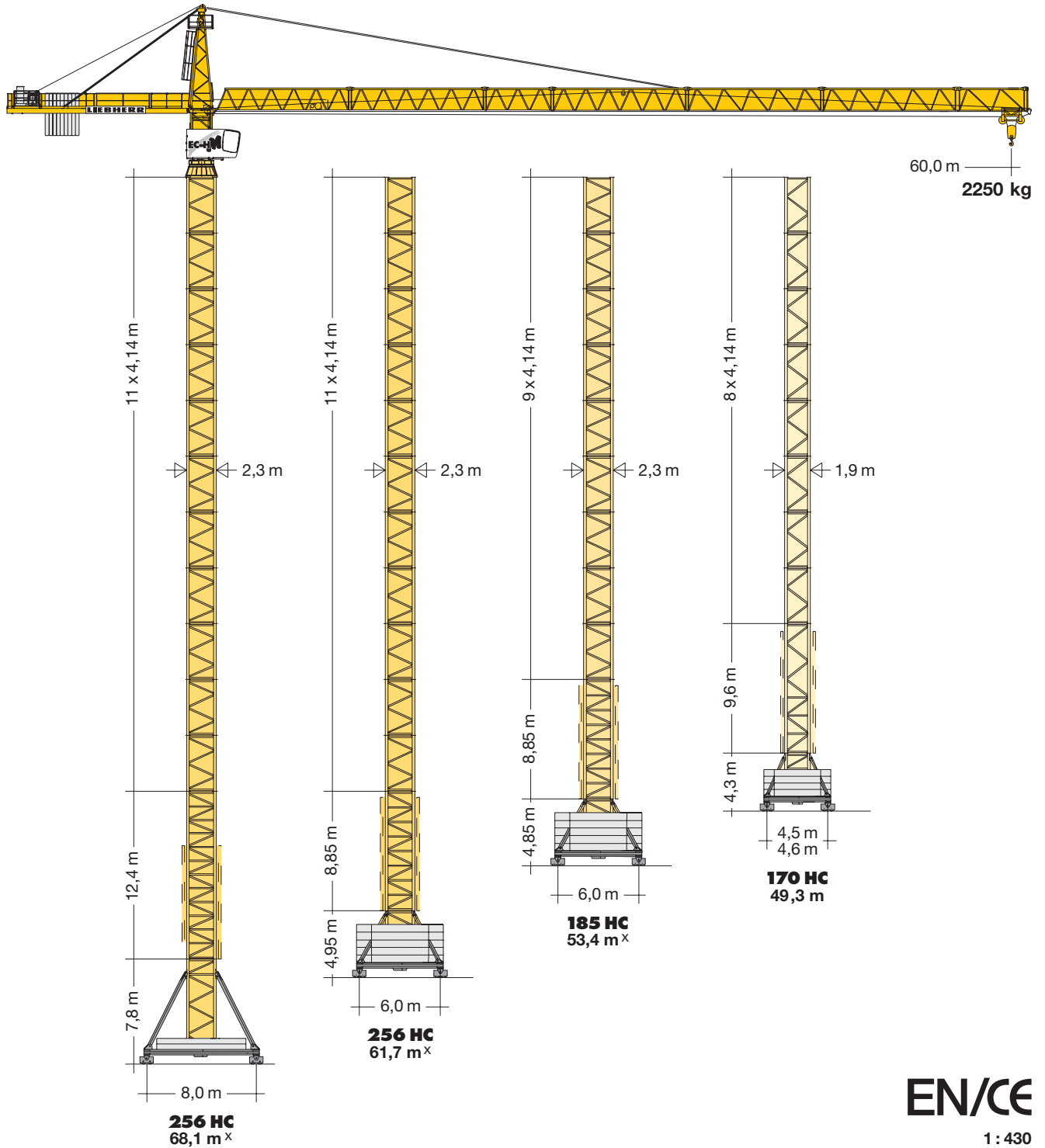
Tower Crane / Grue à tour / Gru a torre  
Grúa torre / Guindaste de torre

## 200 EC-HM 12 FR.tronic®

200 EC-HM 6 FR.tronic®

200 EC-HM 10 FR.tronic®

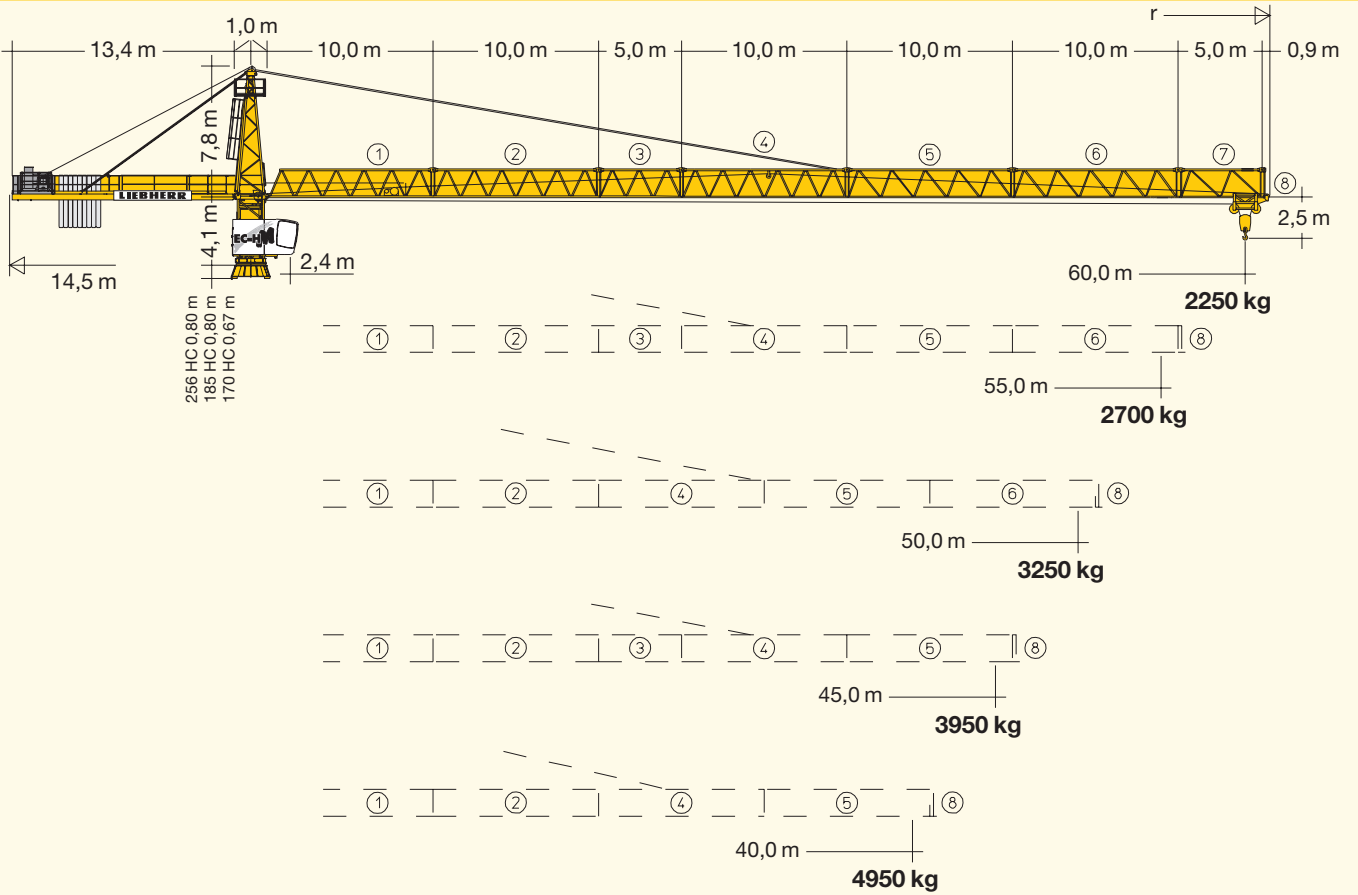
▶ 200 EC-HM 12 FR.tronic®



EN/CE

1 : 430

# LIEBHERR



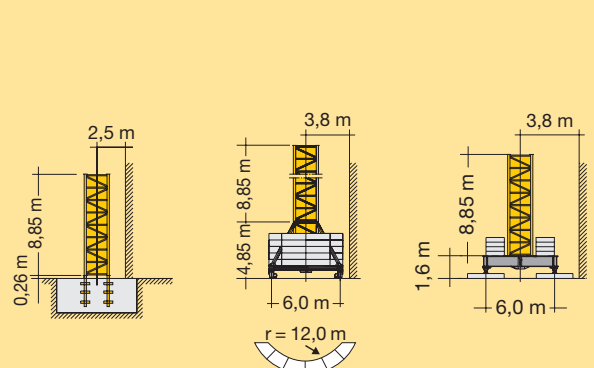
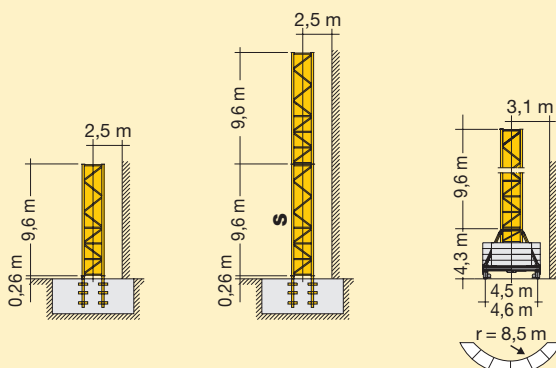
## Hubhöhe

Hoisting height / Hauteur sous crochet / Altezza di sollevamento / Altura bajo gancho / Altura de montagem

	170 HC			185 HC		
12	-	-	-	-	-	-
11	-	-	-	-	-	-
10	-	-	-	-	-	-
9	-	-	-	48,8*	53,4*	50,0*
8	45,3*	-	49,3* <sup>o</sup>	44,6	49,2*	45,9
7	41,1	50,7*	45,2*	40,5	45,1	41,7
6	37,0	46,6	41,0	36,4	40,9	37,6
5	32,8	42,4	36,9	32,2	36,8	33,4
4	28,7	38,3	32,7	28,1	32,7	29,3
3	24,6	34,2	28,6	23,9	28,5	25,2
2	20,4	30,0	24,5	19,8	24,4	21,0
1	16,3	25,9	20,3	15,6	20,2	16,9
0	12,1	21,7	16,2	11,5	16,1	12,7

m

m



C 25

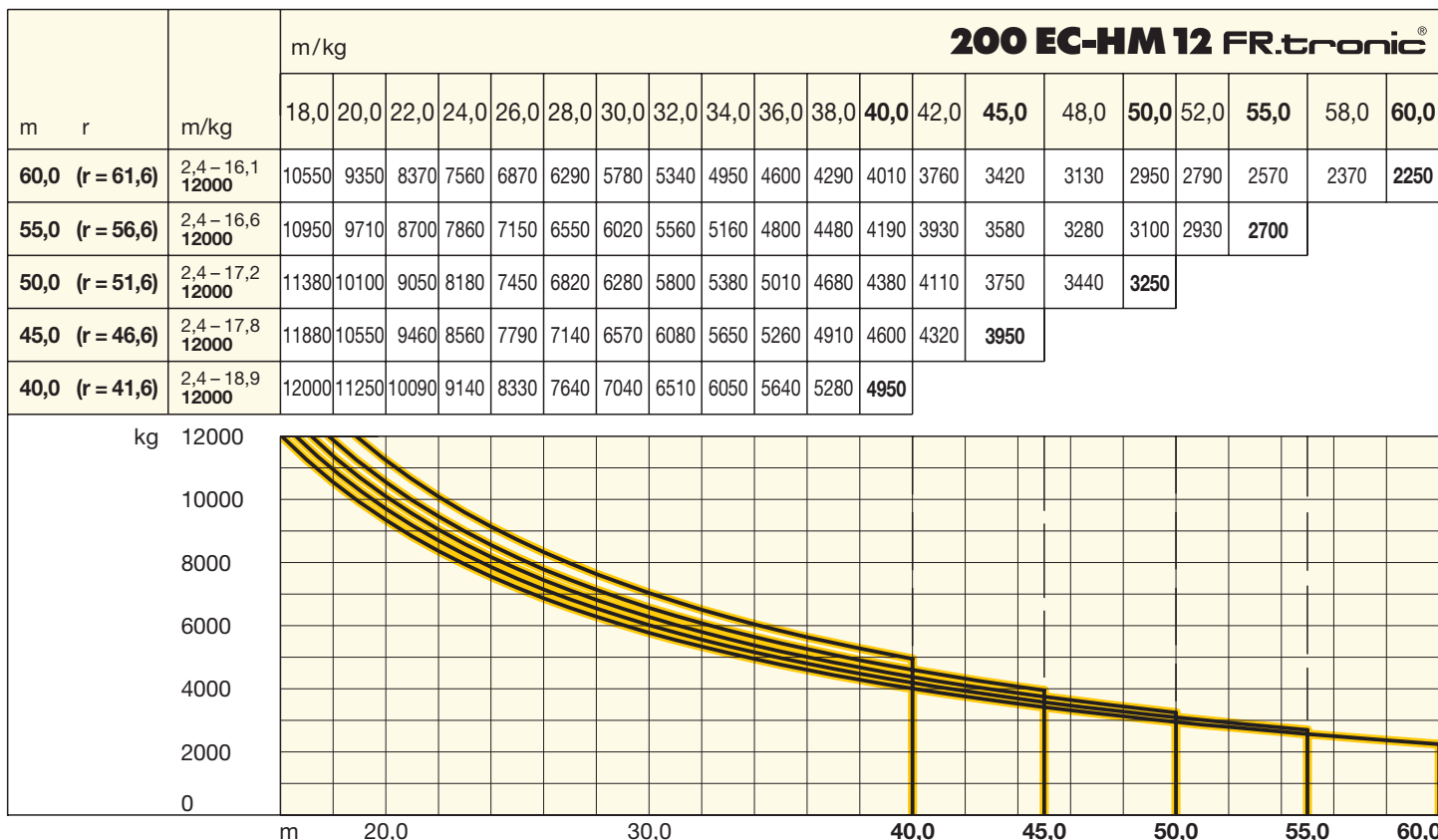


**o** = Ohne Kabine  
Without cabin  
Sans cabine  
Senza cabina  
Sin cabina  
Sem cabine

**S** = verstärkt  
reinforced  
renforcé  
rinforzato  
reforzado  
reforzado

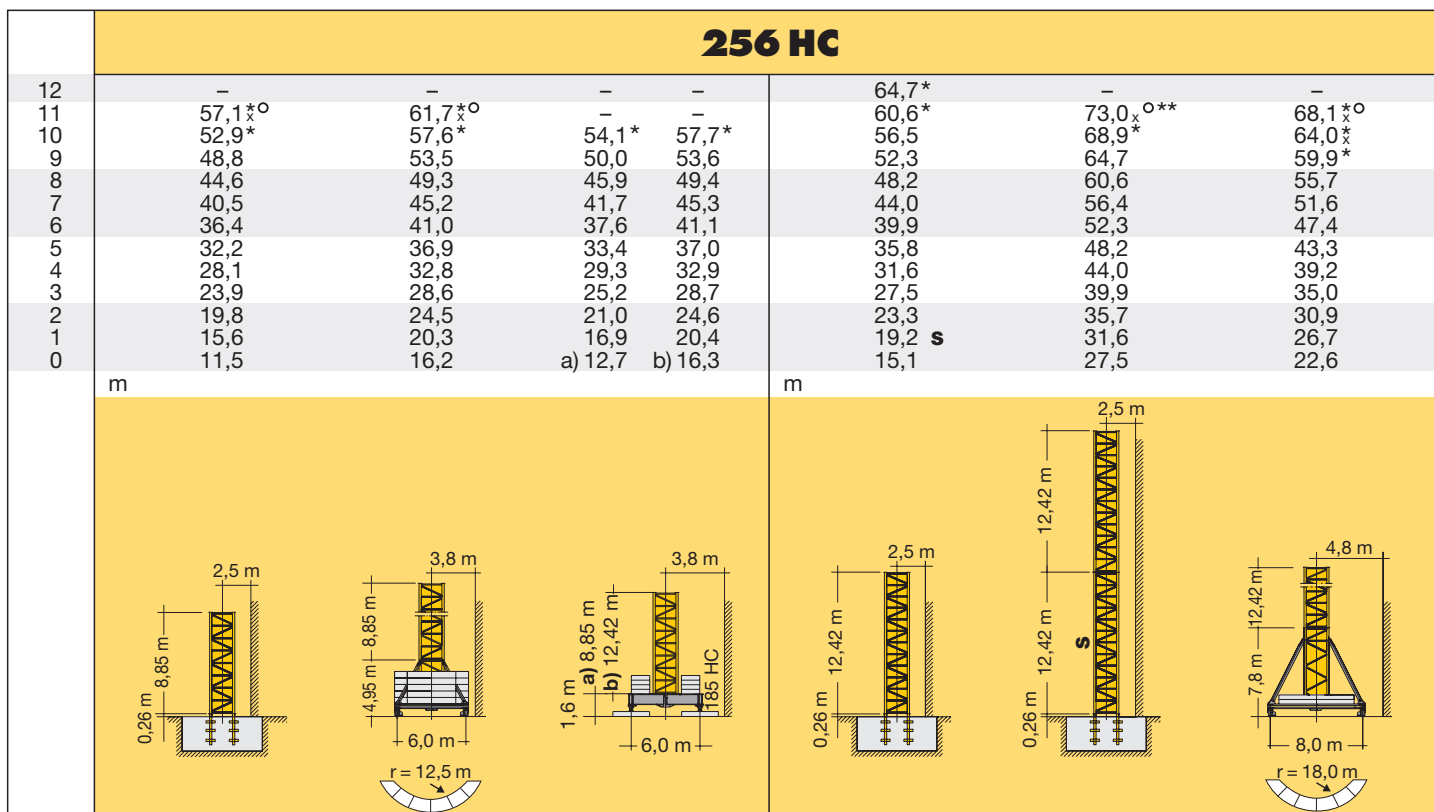


**Klettern im Gebäude auf Anfrage**  
Climbing inside building on request  
Télescopage en bâtiment sur demande  
Telescopaggio all'interno dell'edificio, su richiesta  
Para trepado en el interior del edificio, consultar  
Subida no edificio, conforme ao pedido



## Hubhöhe

Hoisting height / Hauteur sous crochet / Altezza di sollevamento / Altura bajo gancho / Altura de montagem

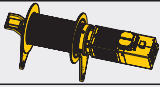
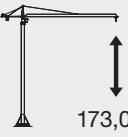
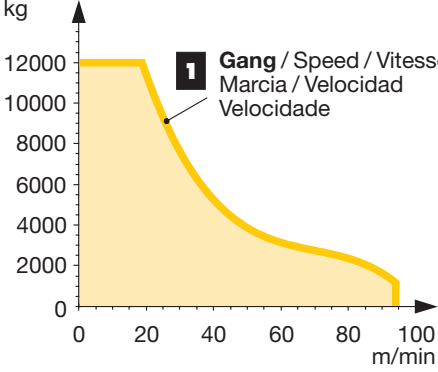


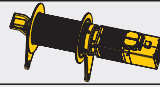

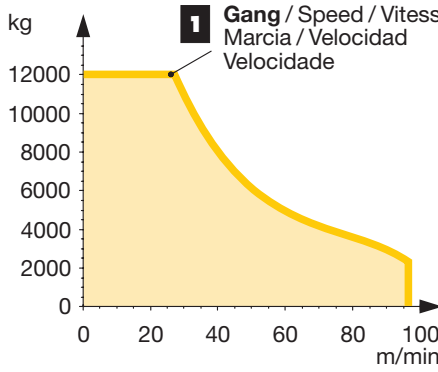
x = Nur bei Windzone C 10






Only in case of wind zone C 10  
 Seulement en cas de zone de vent C 10  
 Solo in zona vento C 10  
 Solo en zona de viento C 10  
 Só em zona de vento C 10















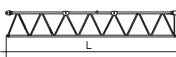























Weitere Hubhöhen in Abhängigkeit von Windzonen auf Anfrage

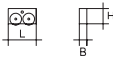
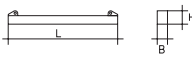


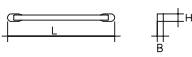

Additional hoist heights depending on wind zones on request  
 Hauteurs sous crochet supplémentaires dépendant des zones de vent sur demande  
 A richiesta, ulteriori altezze di sollevamento a seconda delle zone vento  
 Para otras alturas bajo gancho superiores en zonas de viento, consultar  
 Para outras alturas de elevação em zonas de vento, conforme ao pedido

	<p>↔ <b>stufenlos</b> / stepless / régl. continu regl. progressiva / sin escalones / sem degraus kg m/min</p>
<p>45 kW FR.tronic-FU WIW 260 MZ 402</p> <p> 5 <b>Lagen</b> Layers Couches Strati Camadas Capas</p> <p>173,0 m</p>	<p><b>1</b> 12000 0 ↔ 19 1150 0 ↔ 94</p>
<p>kg</p> <p> <b>1</b> <b>Gang / Speed / Vitesse</b> Marcia / Velocidad Velocidade</p> <p>0 20 40 60 80 100 m/min</p>	

	<p>↔ <b>stufenlos</b> / stepless / régl. continu regl. progressiva / sin escalones / sem degraus kg m/min</p>
<p>65 kW FR.tronic-FU WIW 280 MZ 401</p> <p> 7 <b>Lagen</b> Layers Couches Strati Camadas Capas</p> <p>256,0 m</p>	<p><b>1</b> 12000 0 ↔ 27 2300 0 ↔ 96</p>
<p>kg</p> <p> <b>1</b> <b>Gang / Speed / Vitesse</b> Marcia / Velocidad Velocidade</p> <p>0 20 40 60 80 100 m/min</p>	

	<p>U/min 0 ↔ 0,8 sl./min tr./min</p>	<p>2 x 7,5 kW FR.tronic-FU</p>				
	<p>0 ↔ 110,0 m/min</p>	<p>7,5 kW FR.tronic-FU</p>				
	<p>25,0 m/min</p>	<p>2 x 5,5 kW (170 HC, 185 HC) 2 x 7,5 kW (256 HC)</p>				
	<p><b>kVA</b></p>	<p></p> <table border="1"> <tr> <td>45 kW FU</td> <td>65 kW FU</td> </tr> <tr> <td>61,0</td> <td>84,0</td> </tr> </table>	45 kW FU	65 kW FU	61,0	84,0
45 kW FU	65 kW FU					
61,0	84,0					

<b>Kranoberteil</b>		<b>Upper part of crane / Partie supérieure de grue / Parte superiore della gru</b>		<b>L (m)</b>	<b>B (m)</b>	<b>H (m)</b>	<b>kg*</b>							
Pos. Item Rep. Pos. Ref.	Anz. Qty. Qta. Cant.													
1	1	<b>Drehbühne / Slewing platform</b> Plateforme tournante / Piattaforma girevole Plataforma de giro / Plataforma giratório			170 HC	5,20	2,44	2,30	7700					
					185 HC	5,36	2,74	2,37	8100					
					256 HC	5,36	2,74	2,37	8100					
2	1	<b>Kabine / Cabin</b> Cabine / Cabina Cabina / Cabina			4,05	1,55	2,34	1000						
3	1	<b>Turmspitze / Tower head section</b> Porte-flèche / Testa porta-braccio Cabeça de apoio de lança / Cabeza de torre			7,30	1,48	1,75	1870						
4	1	<b>Hubwerkseinheit / Hoist gear unit / Treuil de levage / Gruppo meccanismo sollevamento</b> Mecanismo de elevación / Grupo de mecanismo elevatório			2,20	2,34	1,66	2600						
5	1	<b>Gegenausleger / Counter-jib</b> Contre-flèche / Controbraccio Contrapluma / Contra-lança			13,50	2,42	0,62	3200						
6	1	<b>Gegenausleger mit Hubwerkseinheit</b> Counter-jib with hoist gear unit / Contre-flèche avec treuil de levage / Controbraccio con gruppo meccanismo sollevamento Contrapluma con mecanismo de elevación Contra-lança com grupo de mecanismo elevatório			13,50	2,42	2,10	7400						
7	1	<b>Ausleger-Anlenkstück / Jib heel section</b> Pied de flèche / Settore articolato di braccio Base articolada de lança / Pluma tramo primero			10,21	1,68	1,95	① 2000						
8	4	<b>Ausleger-Zwischenstück / Intermediate jib section / Élément intermédiaire de flèche</b> Spezzone di braccio / Peça suplementar da lança / Tramo intermedio pluma			10,30	1,48	1,90	② 1320						
9	2							<b>Ausleger-Zwischenstück / Intermediate jib section / Élément intermédiaire de flèche</b> Spezzone di braccio / Peça suplementar da lança / Tramo intermedio pluma			5,30	1,48	1,90	④ 1400
														⑤ 1100
														⑦ 340
10	1	<b>Ausleger-Kopfstück / Jib head</b> Pointe de flèche / Punta freccia Cabeça de lança / Tramo punta de pluma			0,60	1,48	2,00	⑧ 170						
11	1	<b>Laufkatze und Lasthaken / Trolley and hook</b> Chariot de distribution et crochet / Carrello con gancio / Carro y gancho / Carro de ponte e gancho			1,85	1,65	1,10	1115						
12	1	<b>Drehbühne und Turmspitze / Slewing platform and tower head section / Ensemble mât-cabine et porte-flèche / Piattaforma girevole e cuspid / Piattaforma de giro y cabeza torre</b> Plataforma giratória e cabeça de torre			170 HC	12,84	2,44	2,30	9690					
					185 HC	13,00	2,74	2,37	10090					
					256 HC	13,00	2,74	2,37	10090					
					13	1	<b>Ausleger- und Gegenausleger-Abspannung / Jib and counter-jib suspension / Haubanlage de flèche et de contre-flèche / Attrezzatura di ancoraggio di braccio e controbraccio</b> Tirantes de sost en pluma y contrapluma / Grupo de ancoragem de lança e contra-lança			8,20	0,55	0,12	1170	
5,87	0,20	0,16	380											
<b>Turm</b>		<b>Tower / Mât / Torre</b>												
14	8 9 11 1	<b>Turmstück / Tower section</b> Élément de mât / Elemento di torre Torre / Torre			170 HC	4,14	1,90	1,90	1850					
					185 HC	4,14	2,30	2,30	2240					
					256 HC	4,14	2,30	2,30	2300					
					256 HC S	4,14	2,30	2,30	2850					
15	1	<b>Turmstück lang / Long tower section</b> Élément de mât long / Elemento di torre, lungo Tramo de torre largo / Peça de torre, comprida			170 HC	12,42	1,90	1,90	4780					
					185 HC	12,42	2,30	2,30	5460					
					256 HC	12,42	2,30	2,30	5770					
16	1	<b>Grundturmstück / Base tower section</b> Mât de base / Elemento di torre base Tramo torre base / Peça de base de torre			170 HC	9,60	1,90	1,90	4480					
					170 HC S	9,60	1,90	1,90	5355					
					185 HC	8,85	2,30	2,30	4280					
					256 HC	8,85 (12,42)	2,30 (2,30)	2,30 (2,30)	4830 (7940)					
					256 HC S	12,42	2,30	2,30	8000					
<b>Klettereinrichtung</b>		<b>Climbing equipment / Equipement de télescopage / Attrezzatura per allungamento della gru</b>												
17	1	<b>Führungsstück kpl. / Guide section cpl.</b> Cage télescopique cpl. / Gabbia de sopraelevazione compl. / Peça de guia compl. Torre de montaje completa			170 HC	9,04	2,31	2,28	4750					
					185 HC	8,39	2,68	2,58 (3,04)	5100					
					256 HC	8,39	2,68	2,58 (3,04)	5100					
18	1	<b>Hydraulikanlage, Stütz- und Klettertraverse / Hydraulic unit, supporting and climbing cross members / Système hydraulique avec traverses d'appui et de télescopage / Sistema idraulico, traversa di appoggio e allungamento gru</b> Instalação hidráulica, travessa de apoio e subida / Sistema hidráulico con traviesa de apoyo y trepado			170 HC	2,00	1,10	1,00	1100					
					185 HC	2,30	1,25	1,00	1150					
					256 HC	2,30	1,25	1,00	1150					
<b>Unterwagen</b>		<b>Undercarriage / Châssis / Carro della gru</b>												
19	2	<b>Fahrschemel mit Antrieb / Rail bogie with drive / Bogie moteur / Telaio con gruppo propulsore / Quadro sem grupo de propulsão</b> Caja rodillo motriz			170 HC	1,46	0,84	0,87	920					
					185 HC	1,46	0,84	0,87	920					
					256 HC	1,63 (1,46)	0,92 (0,84)	0,95 (0,87)	1690 (920)					

Pos. Item Rep Voce Pos. Ref.	Anz. Qty. Qté. Qta. Cant. Cant.				L (m)	B (m)	H (m)	kg*
20	2	<b>Fahrschemel ohne Antrieb</b> / Rail bogie without drive / Bogie fou / Telaio senza gruppo propulsore / Quadro com grupo de propulsão Caja rodillo conducido		170 HC	1,15	0,60	0,87	880
				185 HC	1,15	0,60	0,87	880
				256 HC	1,37 (1,15)	0,62 (0,60)	0,95 (0,87)	1340 (880)
21	1	<b>Tragholm lang</b> / Long support arm Longeron long / Longherone lungo Brazo largo soporte / Travessa comprida		170 HC	7,15	0,80	0,70	1070
				185 HC	9,10	0,82	0,74	1350
				256 HC	9,10 (11,95)	0,80 (0,82)	0,80 (0,80)	1650 (2200)
22	2	<b>Tragholm kurz</b> / Short support arm Longeron court / Longherone corto Brazo corto soporte / Travessa curta		170 HC	3,45	0,60	0,70	500
				185 HC	4,41	0,62	0,71	615
				256 HC	4,45 (5,58)	0,77 (0,65)	0,77 (0,77)	800 (1035)
23	2+2	<b>Randträger</b> / Border support Traverse / Supporti base Traviesa / Apoio de bordo		170 HC	4,08 – 4,30	0,16 – 0,33	0,11 – 0,14	80 – 200
				185 HC	5,48 – 5,46	0,11 – 0,17	0,16 – 0,38	118 – 454
				256 HC	5,46 – 5,40 (7,52 – 7,46)	0,11 – 0,18 (0,1 – 0,17)	0,16 – 0,38 (0,1 – 0,38)	175 – 525 (366 – 912)
24	4	<b>Stützholm</b> / Support strut Hauban de châssis / Correnti di appoggio Tirante vertical / Travessa de apoio		170 HC	3,53	0,25	0,17	240
				185 HC	4,23	0,17	0,25	275
				256 HC	4,14 (6,55)	0,18 (0,22)	0,25 (0,25)	320 (600)
25	1	<b>Untwagen-Turmstück</b> / Undercarriage tower section / Mât de châssis / Elemento di torre del carro / Tramo de carro / Peça de torre do chassis		170 HC	3,30	2,15	2,15	2000
				185 HC	3,73	2,52	2,52	1950
				256 HC	3,73 (6,70)	2,62 (2,53)	2,62 (2,53)	2550 (3800)
26	1	<b>Stapel Aufstiege und Podeste</b> / Bundle of ladders and platforms Faisceau d'échelles et de plates-formes / Serie di scale e rampe Paquete de escaleras y plataformas / Escadas e patamares		3,50	1,20	1,00	1000	
27	1	<b>Kiste mit Kleinteilen</b> / Crate with small parts Caisse contenant des accessoires / Cassa con accessori Caja con accesorios / Caixa de acessórios		2,00	1,00	1,00	2000	

( ) **Angaben in Klammern gelten für 8 m-Untwagen.** / The data in brackets are valid for an undercarriage of 8 m. / Les données techniques indiquées entre parenthèses sont valables pour un châssis de 8 m. / Caratteristiche in (..) valgono per carro di 8 m. / Los datos entre paréntesis son válidos para carro de 8 m. Características em (..) válidas pelo chassis de 8 m.

\* **Einzelgewichte.** / Single weights. / Poids individuels. / Pesì di componenti. / Pesos de peças componentes. / Pesos unitarios.

**Konstruktionsänderungen vorbehalten!**

Subject to alterations! / Sous réserves de modifications!  
Si fa riserva di modifiche! / Salvo modificação da construoção!  
¡Sujeto a modificaciones!

**Sämtliche Angaben erfolgen ohne Gewähr.** / This information is supplied without liability.

Ces renseignements sont sans garantie. / Le indicazioni contenute si intendono salvo errori ed omissioni.  
Declinamos toda responsabilidad derivada de la información proporcionada. / Declinamos qualquer  
responsabilidade quanto à informação fornecida.