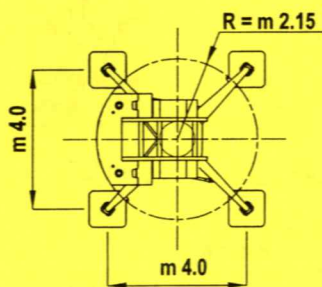
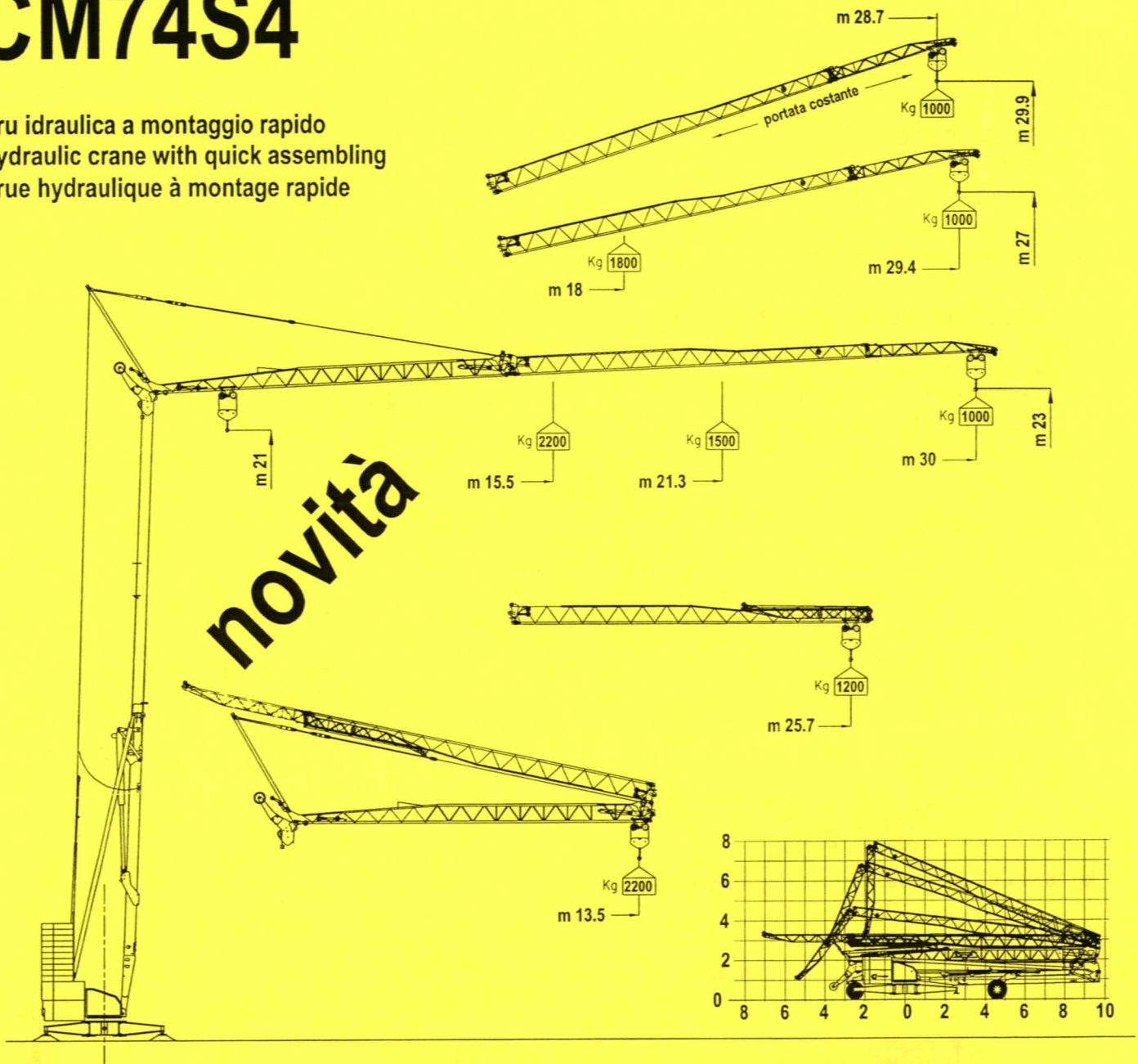


CM74S4

gru idraulica a montaggio rapido
hydraulic crane with quick assembling
grue hydraulique à montage rapide




curve di carico - load diagrams - courbes de charge

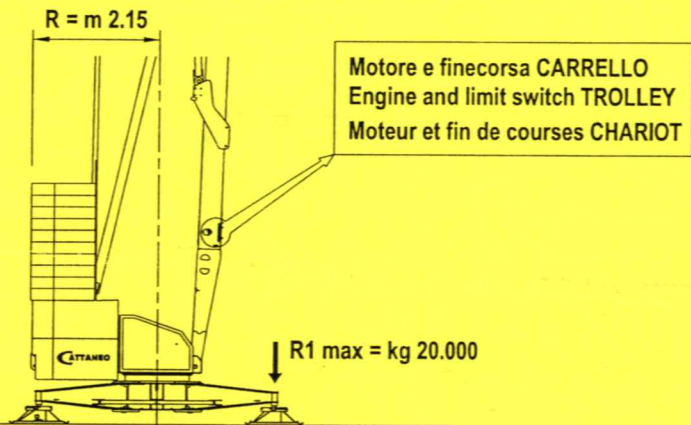
Kg	2200	2000	1800	1500	1400	1200	1000
m	15.5	16.8	18.3	21.3	22.7	25.7	30
m	15.8	17.1	18.6	21.6	23	25.7	
m	13.5						

gru al traino molto compatta - drawing and trasport with very small dimensions - trasport et traction très compacte

CATTANEO

LUIGI CATTANEO SPA via Trieste 14 20020 Magnago (MI) tel +39 331 657132 fax +39 331 305460

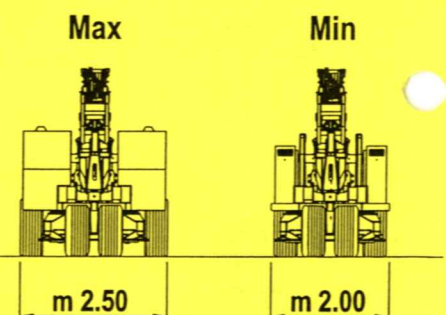
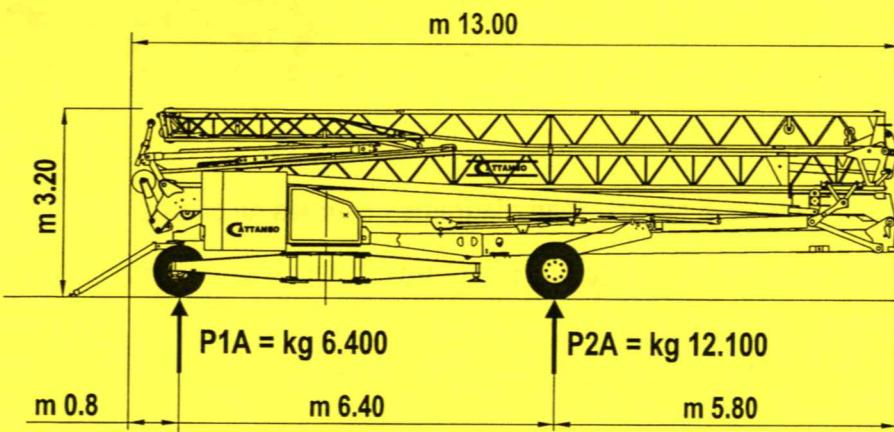
		1°	2°	3°	4°	CV	kW
sollevamento hoisting levage 	m/1'	5	21	32	45	10	7.5
	kg	2200	2200	1000			
carrello-trolley-chariot	m/1'	25 - 50			4	3	
rotazione-slewing-orientation	g/1'	0 → 0,4 → 0,9			3	2.2	
potenza elettrica necessaria electric power requirement puissance électrique nécessaire	10 kW - 400 V - 50 Hz						



massa gru weight of crane poid de la grue	kg 11.500
---	------------------

massa contrappeso counterweight contrepoids	kg 17.000
---	------------------

kg 1650 x n° 2 + kg 1850 x n° 2 + kg 1000 x n° 10



P. tot Kg	P1A + P2A = kg 18.500
-----------	------------------------------

