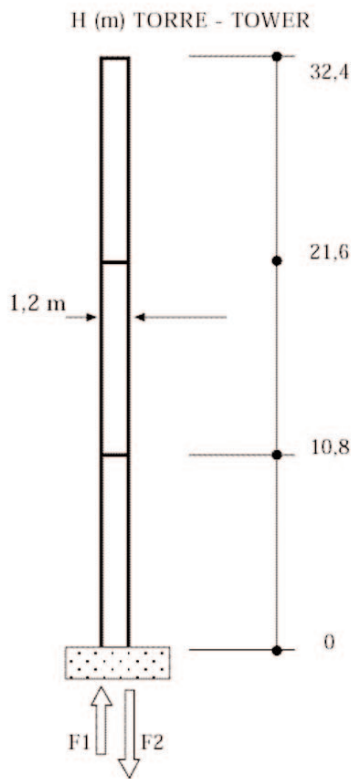
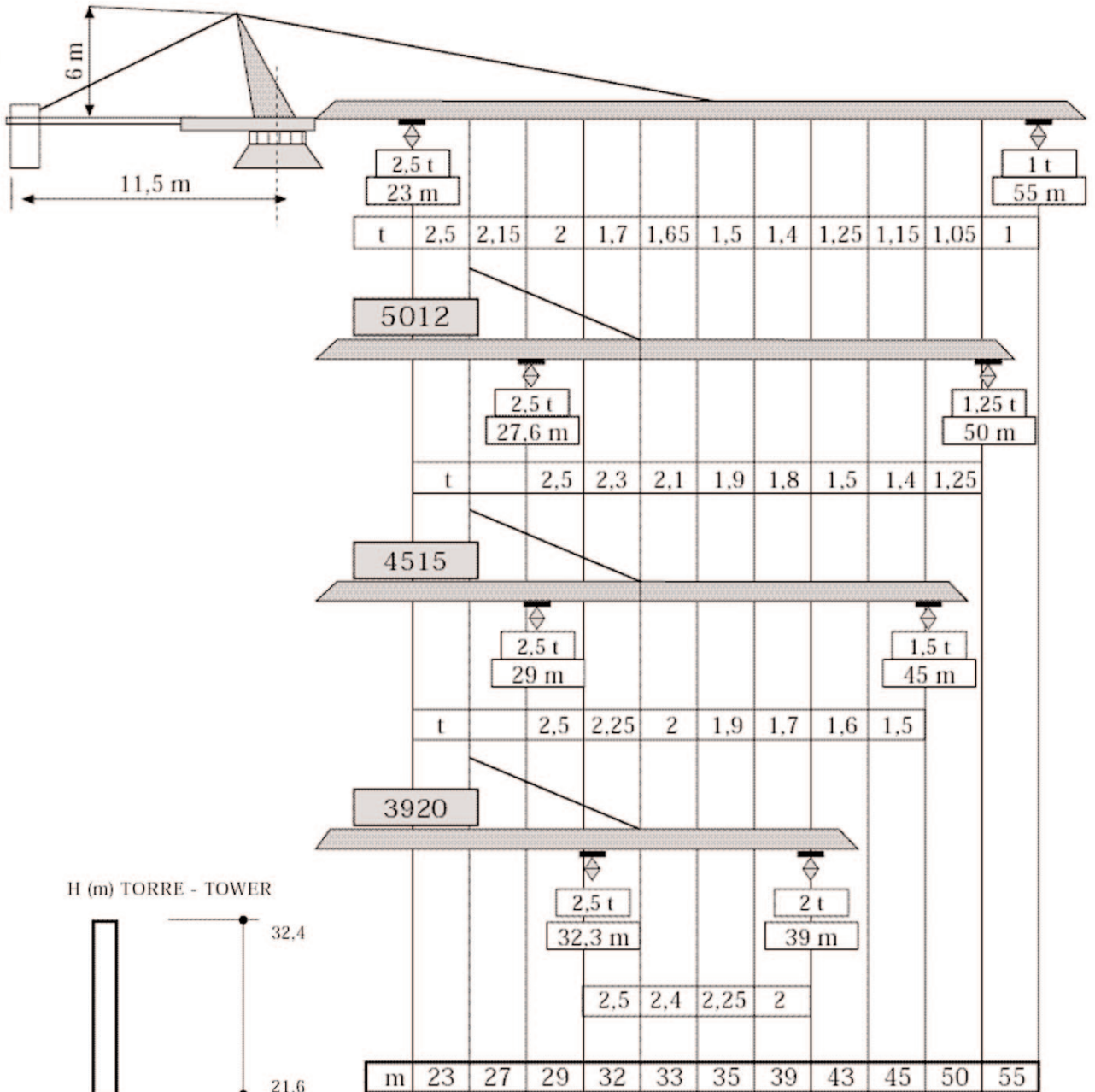


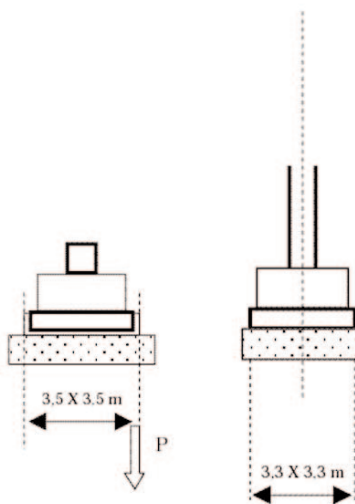
TGC 55-1000 1,2

LINEA GC PEINER SYSTEM MOD:

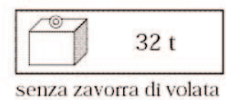
TERRI
GRU A TORRE PER L'EDILIZIA



CONSULTARCI PER ALTEZZE SUPERIORI A QUELLE MODIFICATE



380 V 50HZ	ARGANO WINCH	POTENZA MAX MAIN SUPPLY	POTENZA MAX MAIN SUPPLY
	15 HP	18 KVA	36 KVA



	F1	F2	P
t	65	81	52

I DATI NON SONO IMPEGNATIVI E POSSONO ESSERE MODIFICATI IN QUALSIASI MOMENTO

THE DATA CAN BE CHANGED IN EVERY MOMENT WITHOUT NOTICE

HOSTING HP 15		m/min	t
		45	1.25
		22,5	2.5
		5	2.5

	RCO	0,8 rpm	2 x 6,5 Kg solo per braccio 55 m
	M 48	25/50 m/min	2/1,5 HP